

INDUSTRY SECTOR SNAPSHOT

Economic Growth Region 3

Quarter 3 2023

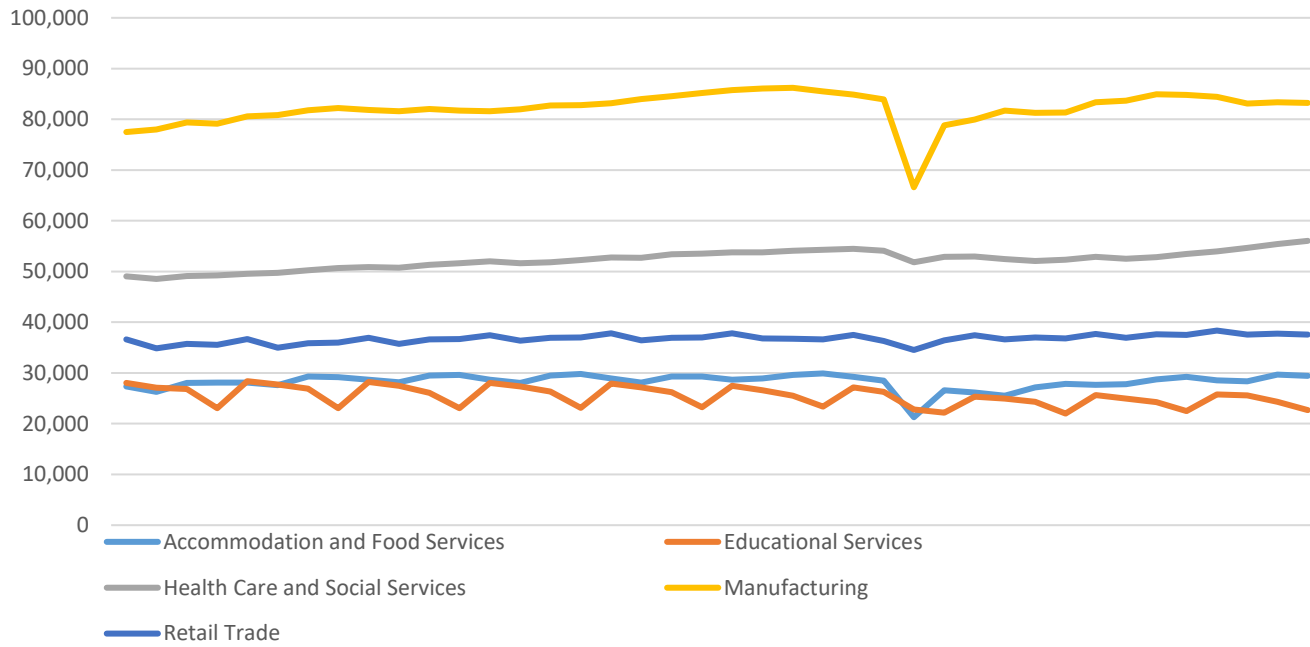
Adams, Allen, DeKalb, Grant, Huntington, LaGrange, Noble, Steuben, Wabash, Wells, and Whitley Counties

Industry	Jobs	Previous Year	Establishments	Previous Year	Average Weekly Wage	Previous Year
Total	358,746	↑ 0.24%	17,743	↓ -0.01%	\$1,027	↓ -0.87%
Accommodation and Food Services	29,419	↑ 0.69%	1,486	↑ 0.81%	\$400	↑ 1.78%
Admin. & Support & Waste Mgt. & Rem. Services	17,018	↓ -9.56%	959	↑ 3.01%	\$757	↓ -0.79%
Agriculture, Forestry, Fishing and Hunting	2,163	↑ 11.04%	280	↓ -0.71%	\$844	↑ 1.56%
Arts, Entertainment, and Recreation*	4,024	↑ 0.85%	239	↓ -1.65%	\$453	↓ -3.21%
Construction	17,471	↑ 0.45%	1,813	↑ 1.63%	\$1,254	○ 0.00%
Educational Services	22,677	↑ 0.96%	378	↓ -3.82%	\$919	↑ 3.61%
Finance and Insurance	11,361	↓ -3.27%	1,150	↑ 1.05%	\$1,426	↓ -1.72%
Health Care and Social Services	56,040	↑ 4.78%	1,514	↑ 2.57%	\$1,209	↓ -0.33%
Information*	3,509	↓ -2.69%	239	↑ 3.91%	\$1,062	↑ 1.14%
Management of Companies and Enterprises*	2,929	↑ 3.68%	115	↑ 1.77%	\$1,827	↓ -6.88%
Manufacturing	83,213	↓ -1.84%	1,373	↓ -1.36%	\$1,192	↓ -3.09%
Mining*	251	↑ 34.95%	32	↑ 6.67%	\$1,372	↑ 0.66%
Other Services (Except Public Administration)	11,159	↑ 4.06%	1,426	↑ 0.49%	\$693	↑ 4.37%
Professional, Scientific, and Technical Services	9,958	↑ 2.05%	1,535	↓ -0.13%	\$1,398	↑ 3.63%
Public Administration	11,383	↑ 0.21%	221	↓ -24.57%	\$1,026	↑ 1.89%
Real Estate and Rental and Leasing*	3,537	↑ 1.78%	729	↓ -0.82%	\$922	↓ -1.50%
Retail Trade	37,588	↑ 0.20%	2,356	↓ -1.46%	\$702	↓ -1.68%
Transportation & Warehousing	18,672	↑ 0.33%	770	↑ 0.52%	\$1,080	↓ -1.28%
Utilities*	1,050	↑ 1.65%	56	↓ -1.75%	\$1,600	↓ -7.89%
Wholesale Trade	14,814	↑ 3.11%	1,072	↑ 1.04%	\$1,301	↓ -1.51%

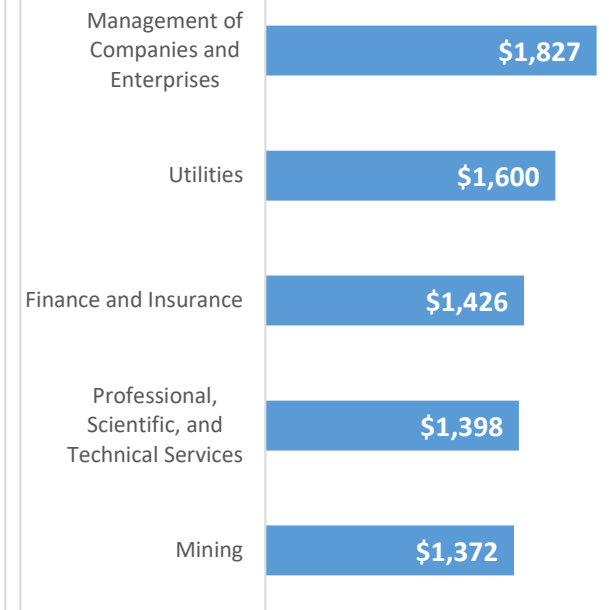
* These industries exclude county data (jobs and wages) that are not available due to non-disclosure requirements.

D = This item is not available due to non-disclosure requirements.

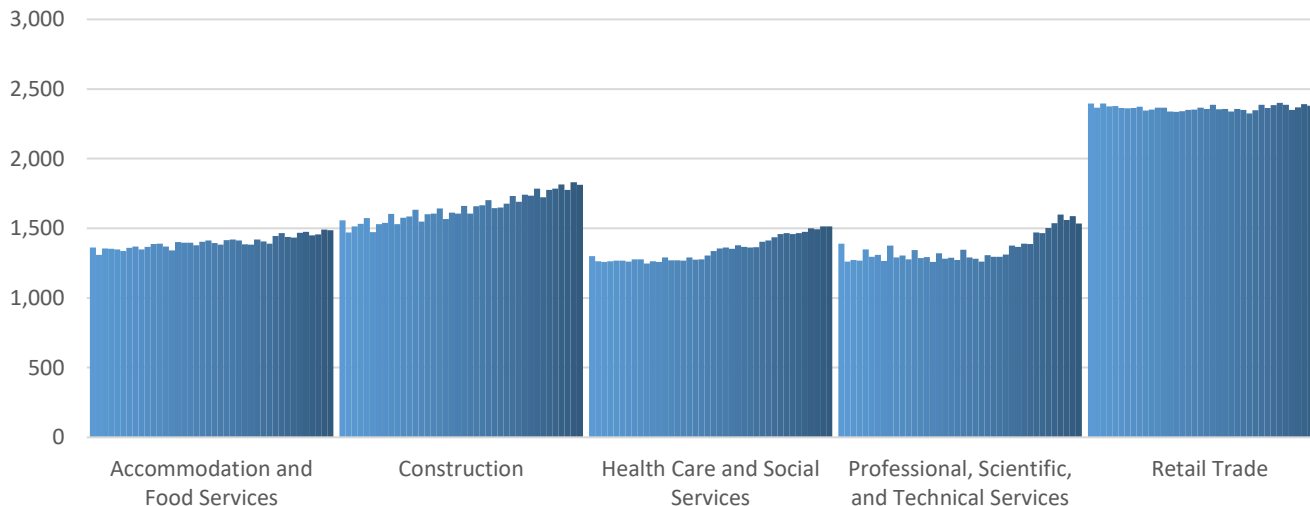
Top 5 Largest Industries by Jobs (past 10 years)



Top 5 Paying Industries by Average Weekly Wage



Top 5 Largest Industries by Establishments (past 10 years)



Source:

Quarterly Census of Employment and Wages,
Indiana Dept. of Workforce Development

For more information, contact:

Alex Corn

Regional Workforce Analyst

(260) 255-5098

dcorn@dwd.in.gov

