

INDUSTRY SECTOR SNAPSHOT

Quarter 1 2020

Economic Growth Region 3

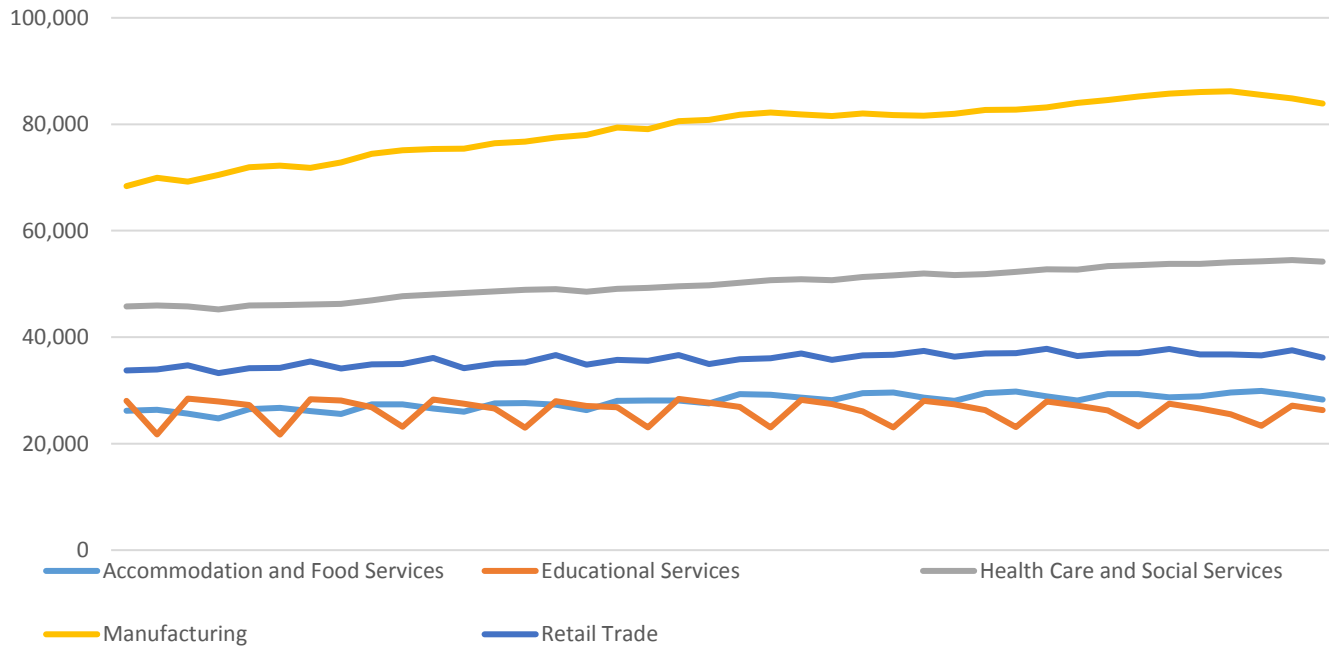
Adams, Allen, DeKalb, Grant, Huntington, LaGrange, Noble, Steuben, Wabash, Wells, and Whitley Counties

Industry	Jobs	Previous Year	Establishments	Previous Year	Average Weekly Wage	Previous Year
Total	347,905	↓ -0.36%	16,490	↑ 0.89%	\$900	↑ 3.09%
Accommodation and Food Services	28,312	↓ -2.02%	1,380	↓ -0.14%	\$300	↑ 4.17%
Admin. & Support & Waste Mgt. & Rem. Services	14,924	↑ 0.45%	790	↑ 4.50%	\$572	↑ 6.12%
Agriculture, Forestry, Fishing and Hunting	1,929	↓ -2.33%	256	↑ 1.19%	\$686	↑ 6.19%
Arts, Entertainment, and Recreation*	2,877	↑ 0.74%	216	↓ -0.46%	\$374	↓ -11.79%
Construction	15,179	↑ 4.73%	1,645	↑ 2.36%	\$1,096	↑ 5.69%
Educational Services	26,319	↓ -1.01%	356	↑ 0.56%	\$724	↑ 5.69%
Finance and Insurance	11,601	↑ 2.27%	1,100	↑ 1.10%	\$1,617	↑ 7.51%
Health Care and Social Services	54,212	↑ 0.81%	1,362	↑ 0.52%	\$975	↑ 7.26%
Information	4,113	↓ -4.42%	197	↑ 10.67%	\$917	↓ -5.85%
Management of Companies and Enterprises*	2,898	↑ 7.77%	103	↑ 1.98%	\$2,478	↓ -8.39%
Manufacturing	83,917	↓ -2.47%	1,337	↓ -0.22%	\$1,132	↑ 0.35%
Mining*	219	↑ 28.07%	31	↑ 6.90%	\$1,192	↓ -1.08%
Other Services (Except Public Administration)	10,277	↓ -0.87%	1,386	↓ -0.14%	\$511	↑ 3.65%
Professional, Scientific, and Technical Services	8,990	↑ 3.29%	1,296	↑ 0.39%	\$1,066	↑ 2.70%
Public Administration	11,047	↓ -0.10%	306	↑ 0.66%	\$886	↑ 3.26%
Real Estate and Rental and Leasing	3,512	↑ 5.97%	687	↑ 2.84%	\$752	↑ 0.13%
Retail Trade	36,191	↓ -1.61%	2,361	↑ 0.30%	\$565	↑ 4.63%
Transportation & Warehousing	16,445	↑ 4.67%	689	↓ -2.13%	\$883	↓ -1.12%
Utilities*	994	↑ 5.41%	54	○ 0.00%	\$2,143	↑ 4.23%
Wholesale Trade	13,459	↓ -1.95%	938	↑ 1.74%	\$1,129	↓ -0.88%

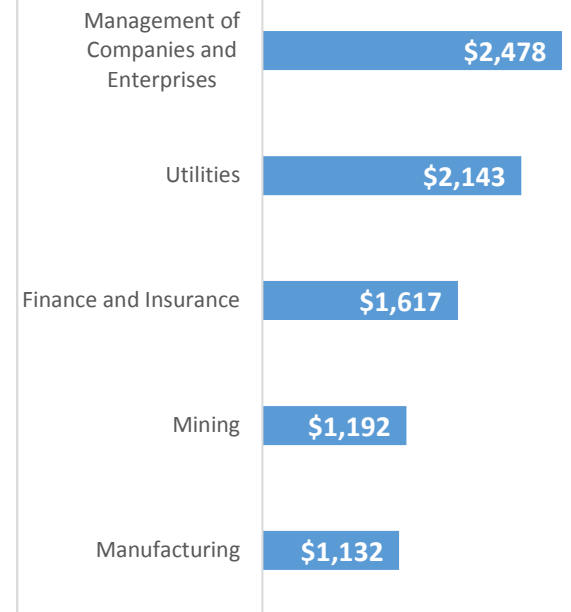
* These industries exclude county data (jobs and wages) that are not available due to non-disclosure requirements.

D = This item is not available due to non-disclosure requirements.

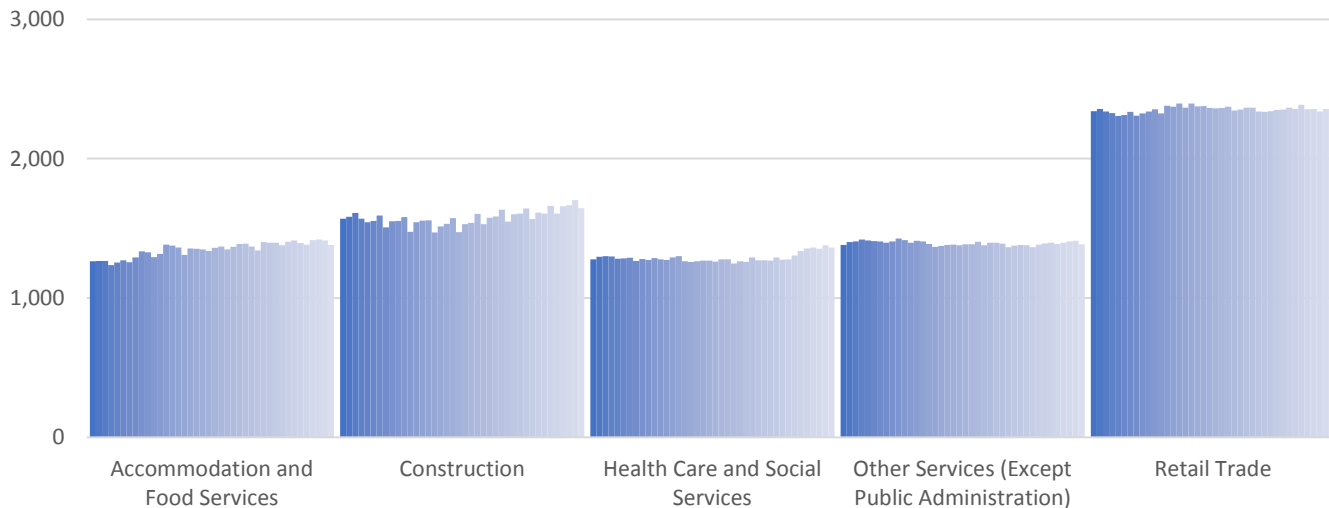
Top 5 Largest Industries by Jobs (10-year time series)



Top 5 Paying Industries by Average Weekly Wage



Top 5 Largest Industries by Establishments (10-year time series)



Source:

Quarterly Census of Employment and Wages,
Indiana Dept. of Workforce Development

For more information, contact:

Kent Sellers

Regional Workforce Analyst

(260) 469-4313

wsellers@dwd.in.gov



INDIANA
DEPARTMENT OF
WORKFORCE
DEVELOPMENT