



INDUSTRY SECTOR SNAPSHOT

Quarter 2 2019

Economic Growth Region 3

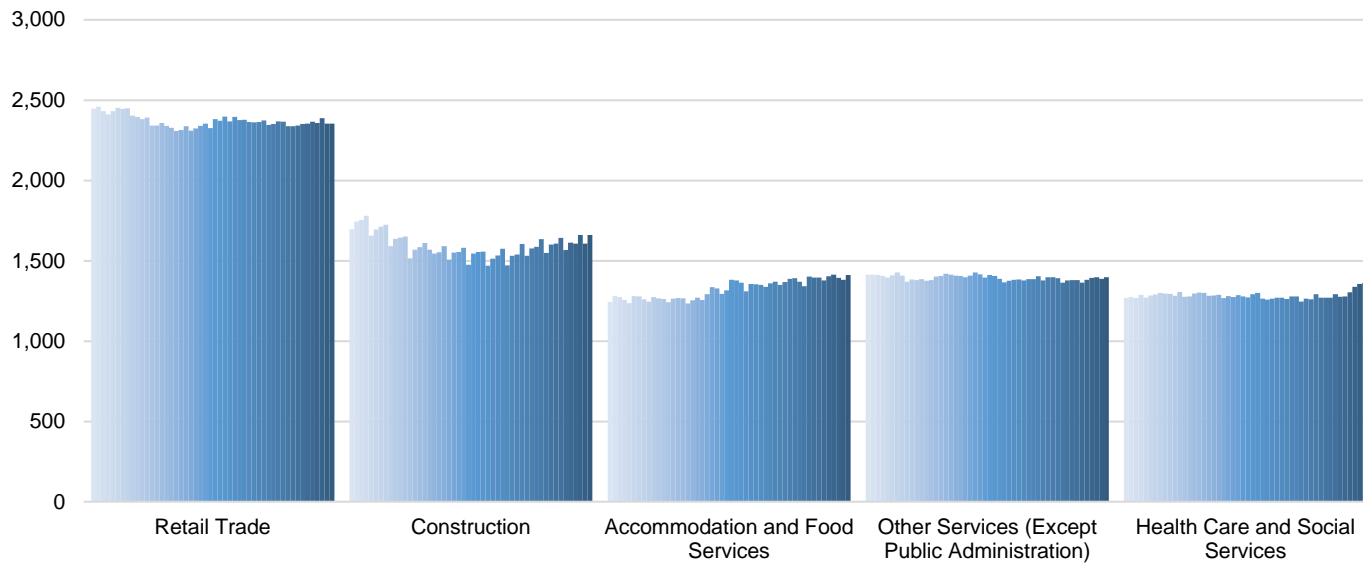
Adams, Allen, DeKalb, Grant, Huntington, LaGrange, Noble, Steuben, Wabash, Wells, and Whitley Counties

Industry	Jobs	Previous Year	Establishments	Previous Year	Average Weekly Wage	Previous Year
Total	353,683	↑ 2.18%	16,538	↑ 2.08%	\$839	↑ 6.88%
Accommodation and Food Services	29,470	↑ 0.01%	1,412	↑ 0.71%	\$304	↑ 9.35%
Admin. & Support & Waste Mgt. & Rem. Services	16,004	↓ -0.08%	803	↓ -0.25%	\$560	↑ 9.80%
Agriculture, Forestry, Fishing, and Hunting*	1,925	↓ -8.59%	258	↑ 1.98%	\$667	↑ 5.37%
Arts, Entertainment, and Recreation*	3,932	↑ 3.61%	238	↑ 6.25%	\$328	↑ 6.15%
Construction	15,723	↑ 8.05%	1,661	↑ 3.75%	\$1,025	↑ 5.78%
Educational Services	25,530	↓ -2.98%	351	↓ -2.50%	\$717	↑ 2.14%
Finance and Insurance	11,500	↑ 1.50%	1,095	↑ 4.09%	\$1,219	↑ 10.82%
Health Care and Social Services	54,153	↑ 4.45%	1,362	↑ 7.24%	\$943	↑ 7.04%
Information	4,305	↓ -10.13%	185	↑ 2.78%	\$949	↑ 5.56%
Management of Companies and Enterprises*	2,841	↑ 8.81%	101	↑ 8.60%	\$1,686	↑ 14.54%
Manufacturing	85,840	↑ 3.77%	1,345	↑ 2.28%	\$1,035	↑ 3.19%
Mining*	179	↑ 50.42%	30	○ 0.00%	\$1,287	↓ -3.52%
Other Services (Except Public Administration)	10,499	↑ 2.64%	1,398	↑ 1.53%	\$519	↑ 7.45%
Professional, Scientific, and Technical Services	8,558	↑ 5.26%	1,286	↓ -0.62%	\$1,067	↑ 7.67%
Public Administration	11,414	↓ -1.32%	303	↑ 2.36%	\$856	↑ 12.04%
Real Estate and Rental and Leasing	3,496	↑ 3.07%	681	↑ 6.74%	\$739	↑ 10.30%
Retail Trade	36,756	↓ -0.54%	2,353	↑ 0.68%	\$554	↑ 10.14%
Transportation & Warehousing	16,095	↑ 6.24%	698	↑ 0.29%	\$906	↑ 6.34%
Utilities*	940	↑ 6.09%	54	↑ 14.89%	\$1,453	↑ 5.14%
Wholesale Trade	13,869	↑ 2.45%	924	↓ -0.65%	\$1,057	↑ 8.19%

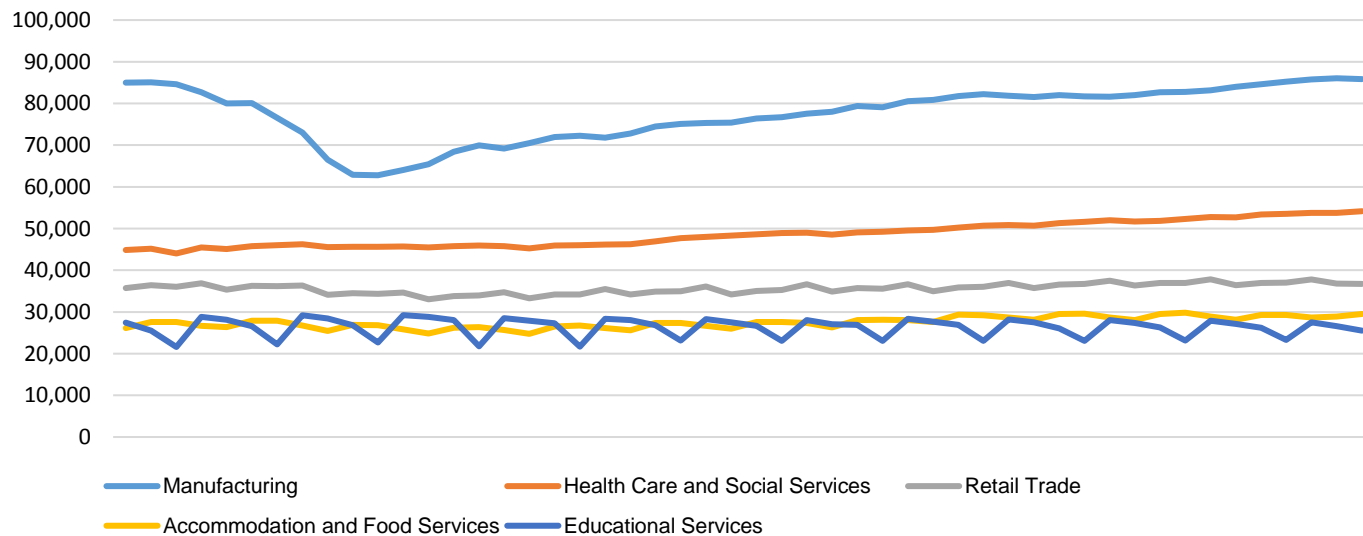
* These industries exclude county data (jobs and wages) that are not available due to non-disclosure requirements.

D = This item is not available due to non-disclosure requirements.

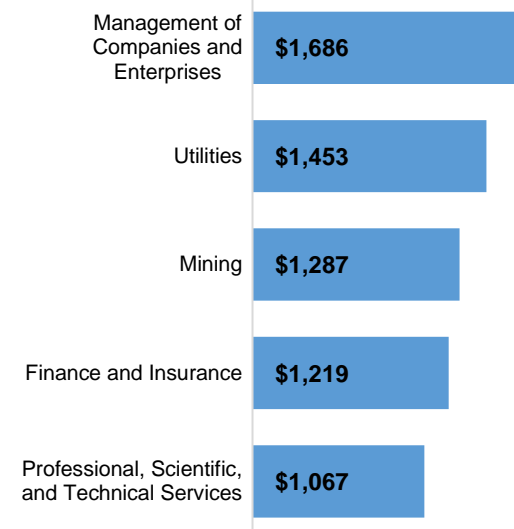
Historic Trend of Top 5 Largest Industries by Establishments
1Q 2007 - 2Q 2019



Historic Trend of Top 5 Largest Industries by Jobs
1Q 2007 - 2Q 2019



Top 5 Paying Industries by
Average Weekly Wage
2Q 2019



Source:

Quarterly Census of Employment and Wages,
Indiana Dept. of Workforce Development

For more information, contact:

Kent Sellers

Regional Workforce Analyst

(260) 469-4313

wsellers@dwd.in.gov



INDIANA
DEPARTMENT OF
WORKFORCE
DEVELOPMENT