



HOOSIERS BY THE NUMBERS

Your premier source for labor market information for Indiana.



INDUSTRY SECTOR SNAPSHOT

Economic Growth Region 2

Quarter 2 2025

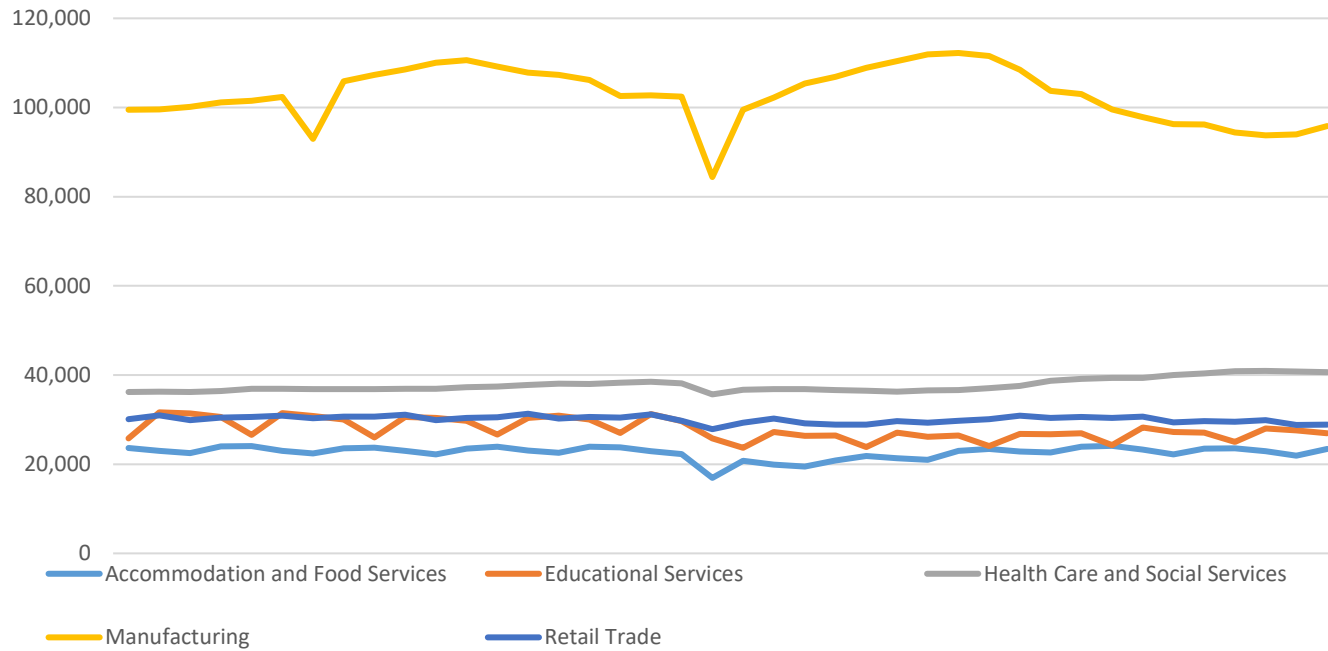
Elkhart, Fulton, Kosciusko, Marshall and St. Joseph counties

Industry	Jobs	Previous Year	Establishments	Previous Year	Average Weekly Wage	Previous Year
Total	312,811	↑ 0.05%	14,454	↑ 1.07%	\$1,175	↑ 5.76%
Accommodation and Food Services	23,439	↓ -0.34%	1,221	○ 0.00%	\$430	↑ 4.37%
Admin. & Support & Waste Mgt. & Rem. Services	11,434	↑ 0.21%	764	↓ -1.93%	\$857	↑ 6.33%
Agriculture, Forestry, Fishing and Hunting*	1,229	↓ -14.65%	169	↓ -1.17%	\$951	↑ 10.07%
Arts, Entertainment, and Recreation	3,563	↓ -7.00%	166	○ 0.00%	\$620	↑ 18.10%
Construction	13,450	↑ 4.94%	1,296	↑ 2.13%	\$1,423	↑ 10.57%
Educational Services	26,971	↓ -0.41%	205	○ 0.00%	\$1,224	↑ 4.97%
Finance and Insurance	6,542	↓ -0.32%	820	↑ 0.37%	\$1,587	↑ 1.73%
Health Care and Social Services	40,610	↑ 0.61%	1,357	↑ 4.71%	\$1,122	↑ 2.47%
Information	3,167	↑ 15.96%	199	↓ -10.36%	\$1,357	↑ 17.69%
Management of Companies and Enterprises*	3,844	↑ 1.80%	96	○ 0.00%	\$3,806	↑ 12.87%
Manufacturing	95,809	↓ -0.37%	1,517	↑ 1.88%	\$1,357	↑ 6.35%
Mining*	D	D	6	↓ -14.29%	D	D
Other Services (Except Public Administration)	9,136	↑ 3.50%	1,135	↑ 2.53%	\$943	↑ 4.20%
Professional, Scientific, and Technical Services	8,369	↑ 2.59%	1,277	↑ 3.91%	\$1,485	↑ 2.63%
Public Administration	9,307	↑ 0.68%	146	↓ -3.95%	\$1,100	↑ 5.36%
Real Estate and Rental and Leasing	3,375	↑ 0.84%	543	↑ 5.23%	\$1,058	↑ 1.05%
Retail Trade	28,894	↓ -2.59%	1,927	↓ -1.28%	\$686	↑ 2.54%
Transportation & Warehousing	7,758	↓ -2.22%	503	↓ -3.45%	\$1,160	↑ 2.11%
Utilities*	355	↑ 153.57%	35	↑ 6.06%	\$2,158	↑ 8.72%
Wholesale Trade	14,944	↓ -0.61%	1,072	↑ 1.80%	\$1,449	↑ 3.65%

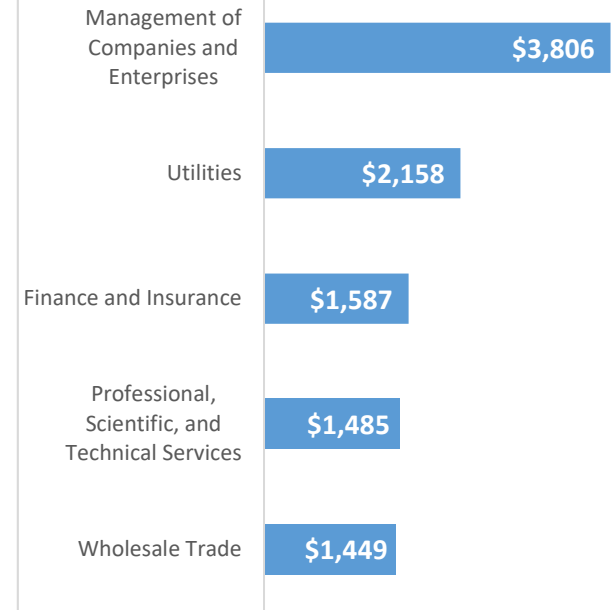
* These industries exclude county data (jobs and wages) that are not available due to non-disclosure requirements.

D = This item is not available due to non-disclosure requirements.
Indiana Department of Workforce Development

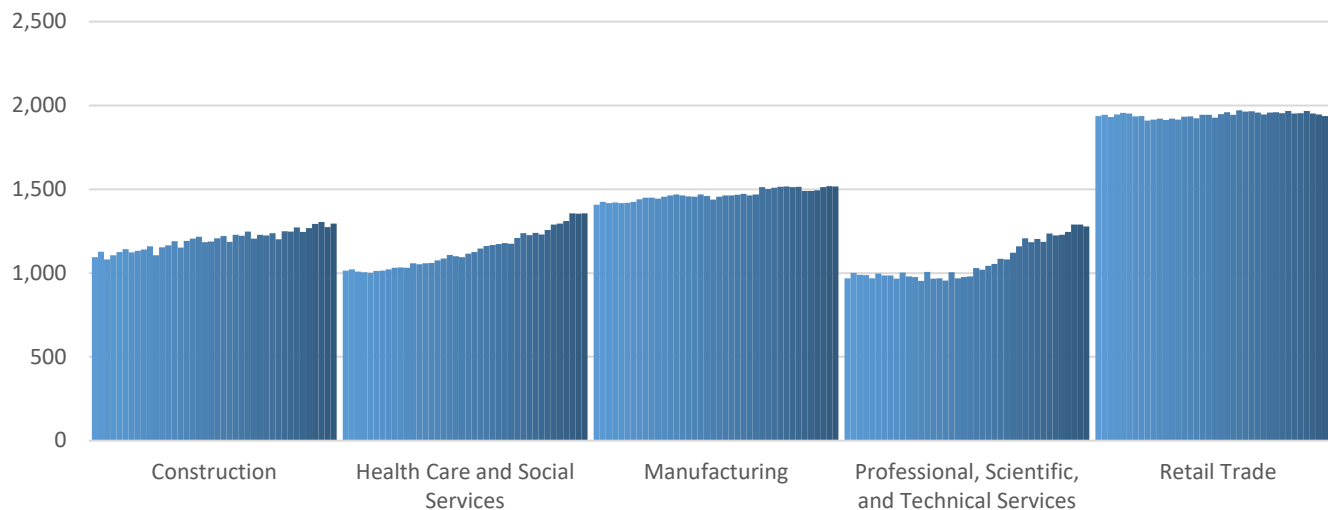
Top 5 Largest Industries by Jobs (past 10 years)



Top 5 Paying Industries by Average Weekly Wage



Top 5 Largest Industries by Establishments (past 10 years)



Source:

*Quarterly Census of Employment and Wages,
Indiana Dept. of Workforce Development*

For more information, contact:

Kathy Jaworski
Regional Workforce Analyst
kjaworski@dwd.in.gov

