



HOOSIERS BY THE NUMBERS

Your premier source for labor market information for Indiana.



INDUSTRY SECTOR SNAPSHOT

Economic Growth Region 2

Quarter 4 2023

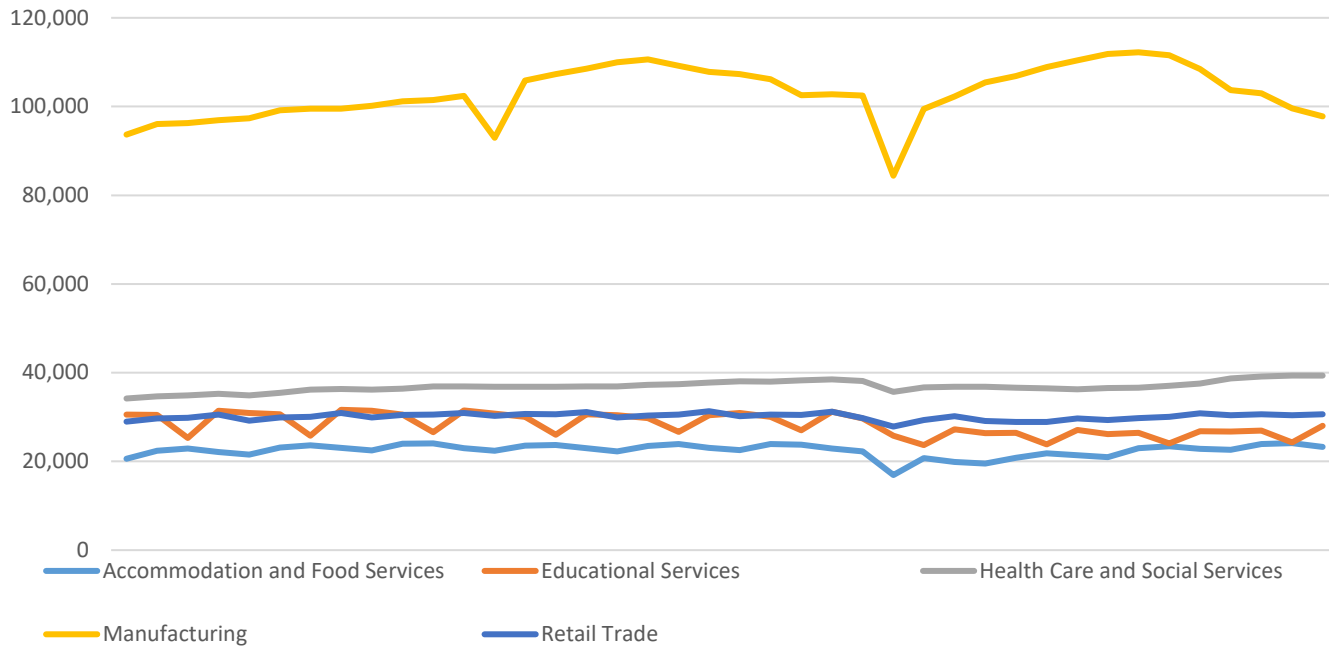
Elkhart, Fulton, Kosciusko, Marshall and St. Joseph counties

Industry	Jobs	Previous Year	Establishments	Previous Year	Average Weekly Wage	Previous Year
Total	313,145	↓ -2.79%	14,259	↑ 1.11%	\$1,122	↑ 2.94%
Accommodation and Food Services	23,268	↑ 1.87%	1,245	↑ 2.81%	\$420	↑ 4.74%
Admin. & Support & Waste Mgt. & Rem. Services	11,221	↓ -8.99%	758	↑ 0.80%	\$804	↑ 6.07%
Agriculture, Forestry, Fishing and Hunting*	1,242	↑ 9.62%	172	↑ 2.38%	\$1,004	↓ -1.08%
Arts, Entertainment, and Recreation*	3,327	↑ 16.94%	167	↑ 4.38%	\$575	↑ 4.93%
Construction	12,744	↑ 1.83%	1,273	↑ 2.83%	\$1,385	↑ 0.73%
Educational Services	28,004	↑ 4.54%	211	↑ 11.64%	\$1,115	○ 0.00%
Finance and Insurance	6,494	↓ -0.05%	812	↑ 0.12%	\$1,595	↑ 5.00%
Health Care and Social Services	39,349	↑ 4.81%	1,251	↑ 1.05%	\$1,137	↓ -0.70%
Information	2,750	↑ 4.17%	224	↑ 23.08%	\$1,124	↓ -0.88%
Management of Companies and Enterprises*	3,739	↓ -27.80%	95	↑ 3.26%	\$3,721	↑ 38.84%
Manufacturing	97,808	↓ -9.82%	1,516	↑ 0.53%	\$1,239	↑ 4.82%
Mining*	D	D	7	↓ -12.50%	D	D
Other Services (Except Public Administration)	8,517	↓ -1.73%	1,098	↓ -0.36%	\$943	↑ 4.55%
Professional, Scientific, and Technical Services	8,074	↑ 1.84%	1,234	↑ 2.15%	\$1,516	↑ 7.59%
Public Administration	8,876	↑ 2.89%	155	↓ -12.92%	\$1,059	↑ 5.48%
Real Estate and Rental and Leasing	3,041	↑ 1.20%	508	↓ -0.39%	\$1,138	↑ 3.27%
Retail Trade	30,624	↓ -0.78%	1,953	↓ -0.31%	\$678	↑ 1.65%
Transportation & Warehousing	8,204	↓ -0.65%	499	↓ -2.54%	\$1,145	↓ -1.04%
Utilities*	334	↓ -24.43%	29	↑ 7.41%	\$1,942	↓ -1.82%
Wholesale Trade	15,004	↓ -1.19%	1,052	↑ 0.19%	\$1,499	↑ 1.83%

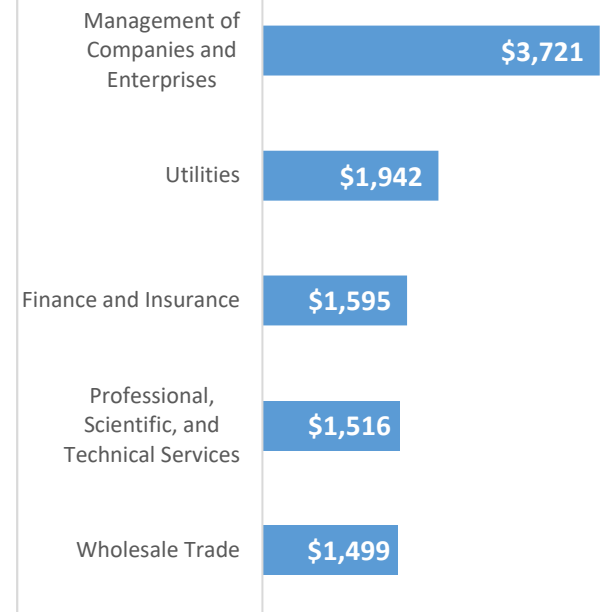
* These industries exclude county data (jobs and wages) that are not available due to non-disclosure requirements.

D = This item is not available due to non-disclosure requirements.

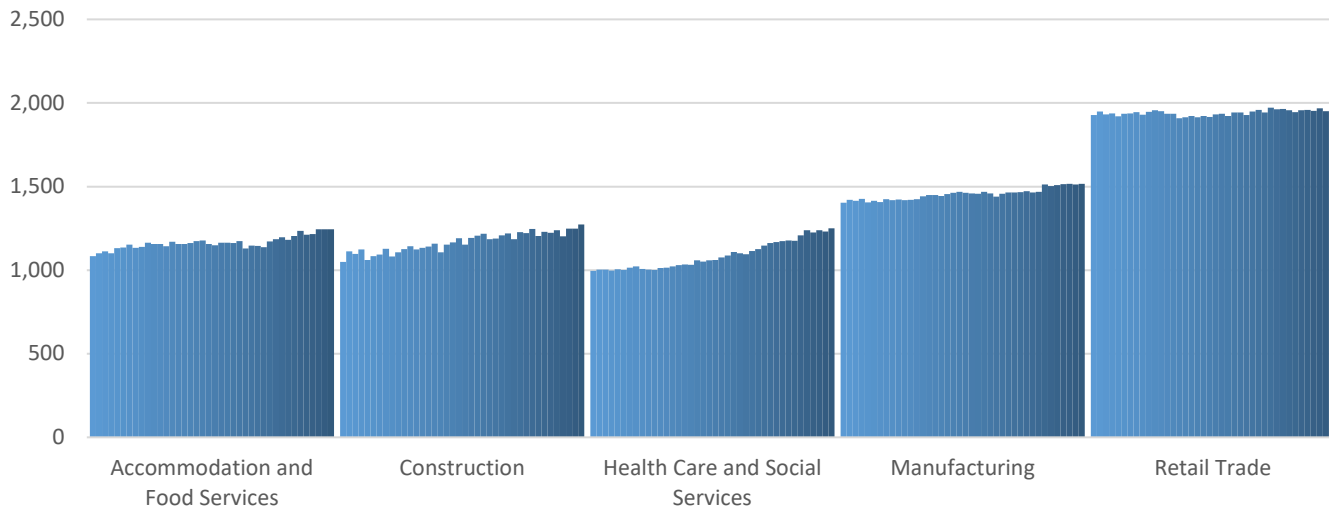
Top 5 Largest Industries by Jobs (past 10 years)



Top 5 Paying Industries by Average Weekly Wage



Top 5 Largest Industries by Establishments (past 10 years)



Source:

Quarterly Census of Employment and Wages, Indiana Dept. of Workforce Development

For more information, contact:

Kathy Jaworski
 Regional Workforce Analyst
 (219) 841-6347
kjaworski@dwd.in.gov

