

Economic Growth Region 2

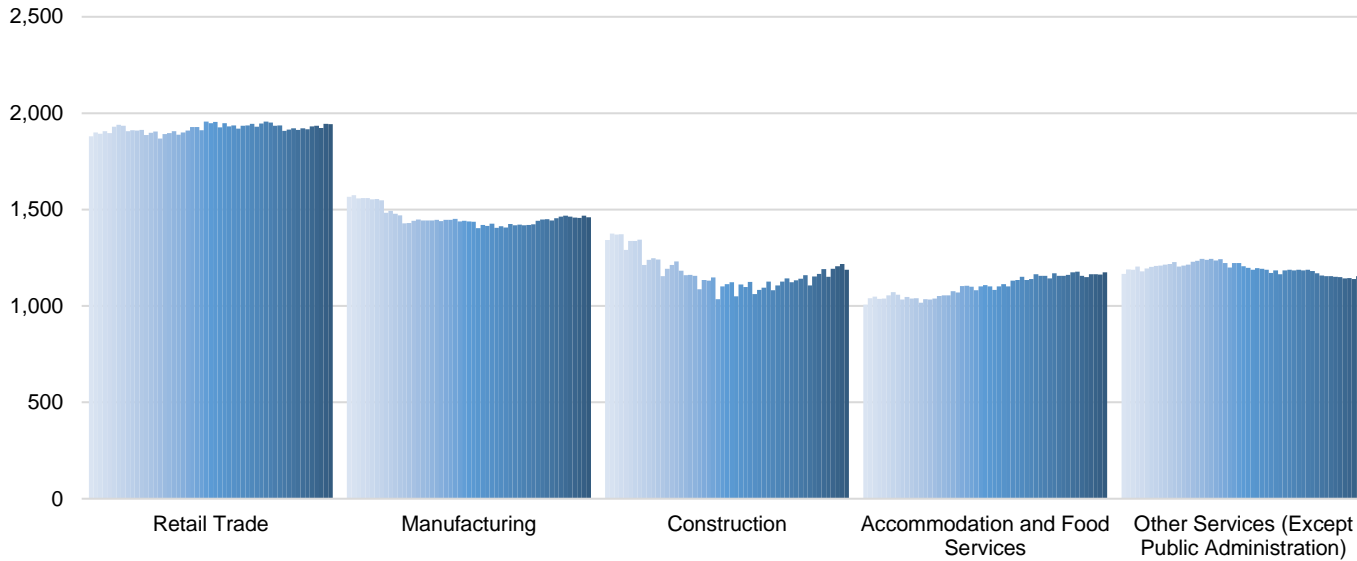
Elkhart, Fulton, Kosciusko, Marshall, and St. Joseph Counties

Industry	Jobs	Previous Year	Establishments	Previous Year	Average Weekly Wage	Previous Year
Total	314,468	↓ -2.18%	13,176	↑ 1.08%	\$945	↑ 4.42%
Accommodation and Food Services	22,167	↓ -1.62%	1,174	↑ 2.18%	\$310	↑ 3.33%
Admin. & Support & Waste Mgt. & Rem. Services	12,049	↓ -1.66%	630	↑ 0.64%	\$524	↑ 3.56%
Agriculture, Forestry, Fishing and Hunting*	1,032	↓ -0.48%	143	↑ 3.62%	\$793	↑ 7.16%
Arts, Entertainment, and Recreation*	2,477	↑ 2.87%	163	↑ 4.49%	\$443	↑ 10.75%
Construction	11,280	↑ 0.03%	1,188	↑ 3.13%	\$1,017	↑ 2.31%
Educational Services	30,212	↓ -2.19%	163	↓ -1.21%	\$838	↑ 2.07%
Finance and Insurance	6,622	↓ -1.46%	765	↑ 2.55%	\$1,565	↑ 8.15%
Health Care and Social Services	38,040	↓ -0.02%	1,090	↑ 2.73%	\$847	↑ 2.54%
Information	2,706	↓ -2.98%	153	↑ 1.32%	\$915	↑ 5.66%
Management of Companies and Enterprises*	5,426	↑ 0.87%	94	↑ 2.17%	\$3,401	↓ -6.21%
Manufacturing	101,750	↓ -5.17%	1,460	↓ -0.21%	\$1,103	↑ 7.30%
Mining*	D	D	7	↓ -12.50%	D	D
Other Services (Except Public Administration)	8,112	↓ -2.34%	1,123	↓ -1.75%	\$729	↑ 8.81%
Professional, Scientific, and Technical Services	7,988	↑ 1.95%	972	↑ 0.62%	\$1,146	↑ 4.66%
Public Administration	8,589	↑ 1.38%	184	↑ 0.55%	\$883	↑ 2.08%
Real Estate and Rental and Leasing	3,088	↑ 2.12%	468	↑ 2.18%	\$826	↑ 2.74%
Retail Trade	29,723	↓ -1.61%	1,943	↑ 0.57%	\$546	↑ 4.00%
Transportation & Warehousing	8,033	↑ 1.12%	473	↓ -1.87%	\$966	↑ 2.01%
Utilities*	282	↓ -30.02%	25	↑ 4.17%	\$2,222	↑ 0.73%
Wholesale Trade	14,379	↑ 0.76%	958	↑ 1.91%	\$1,316	↑ 7.34%

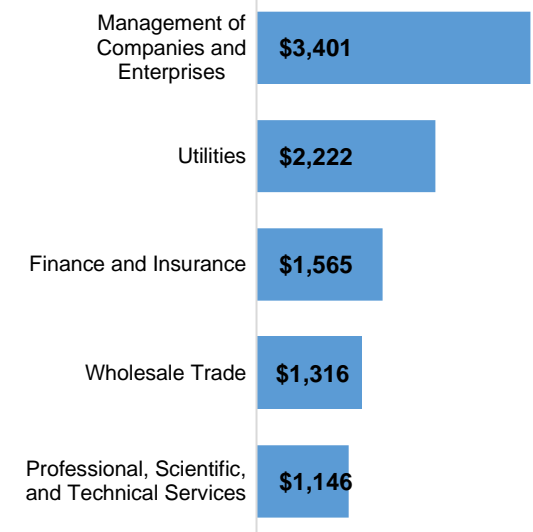
* These industries exclude county data (jobs and wages) that are not available due to non-disclosure requirements.

D = This item is not available due to non-disclosure requirements.

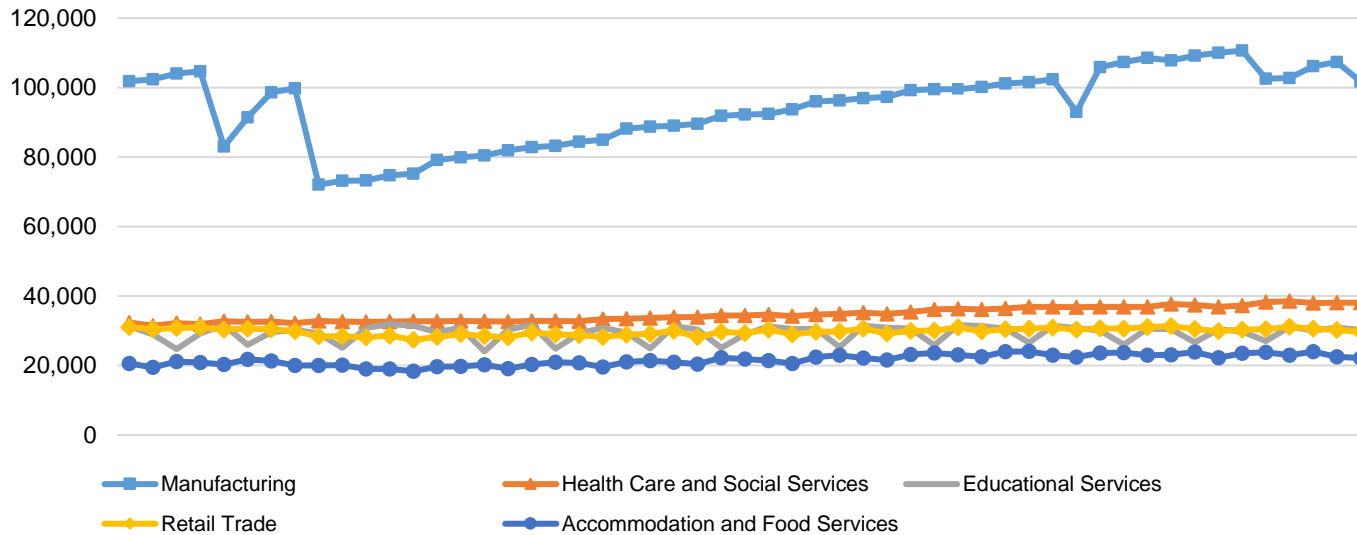
Historic Trend of Top 5 Largest Industries by Establishments
1Q 2007 - 1Q 2020



Top 5 Paying Industries by Average Weekly Wage
1Q 2020



Historic Trend of Top 5 Largest Industries by Jobs
1Q 2007 - 1Q 2020



Source:

Quarterly Census of Employment and Wages,
Indiana Dept. of Workforce Development

For more information, contact:

Kathy Jaworski

Regional Workforce Analyst

(219)-841-6347

kjaworski@dwd.in.gov



INDIANA
DEPARTMENT OF
WORKFORCE
DEVELOPMENT