



HOOSIERS BY THE NUMBERS

Your premier source for labor market information for Indiana.



INDUSTRY SECTOR SNAPSHOT

Economic Growth Region 11

Quarter 4 2023

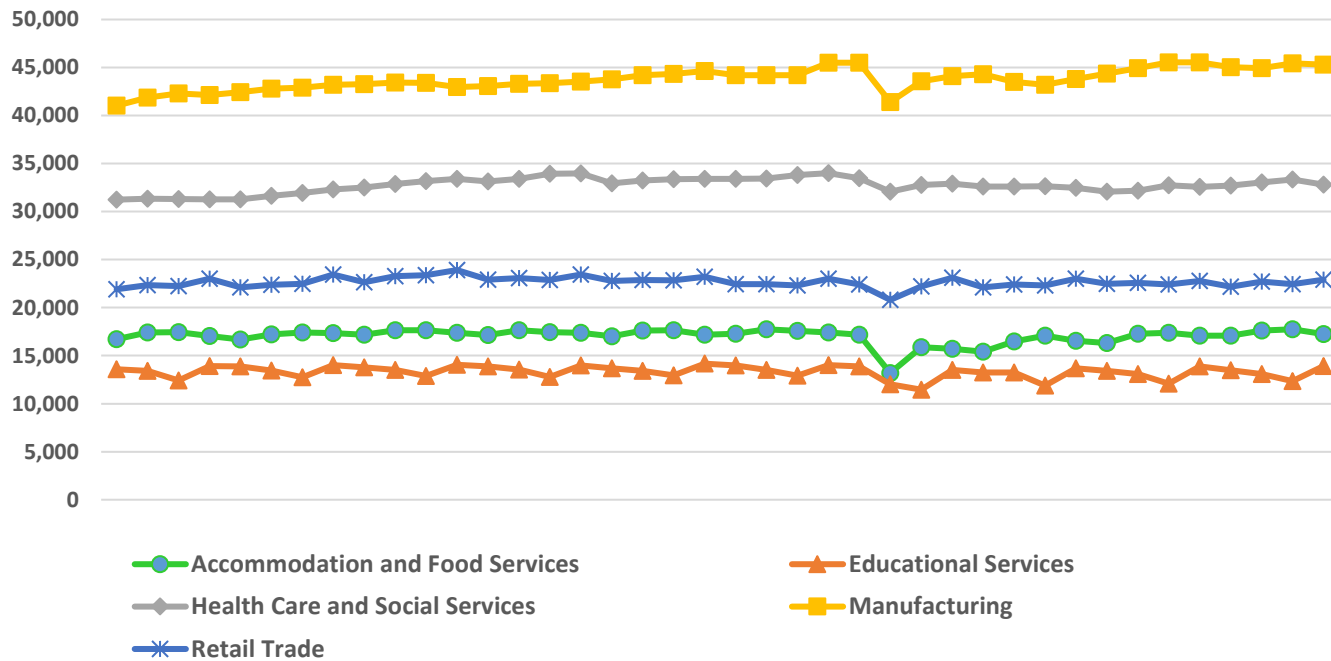
Dubois, Gibson, Knox, Perry, Pike, Posey, Spencer, Vanderburgh and Warrick Counties

Industry	Jobs	Previous Year	Establishments	Previous Year	Average Weekly Wage	Previous Year
Total	217,666	↑ 0.43%	10,605	↑ 0.84%	\$1,094	↑ 3.89%
Accommodation and Food Services	17,247	↑ 1.06%	904	↑ 1.01%	\$404	↑ 5.21%
Admin. & Support & Waste Mgt. & Rem. Services	9,580	↓ -2.62%	547	↑ 6.42%	\$758	↑ 4.12%
Agriculture, Forestry, Fishing and Hunting	1,575	↑ 3.14%	259	↑ 2.78%	\$1,105	↑ 13.80%
Arts, Entertainment, and Recreation*	2,665	↑ 9.04%	142	↑ 7.58%	\$488	↓ -3.17%
Construction	11,739	↑ 4.90%	1,005	↑ 0.60%	\$1,348	↑ 2.20%
Educational Services*	13,924	↑ 0.40%	181	↓ -0.55%	\$801	↑ 6.37%
Finance and Insurance	4,858	↑ 0.12%	669	↑ 3.08%	\$1,455	↓ -0.68%
Health Care and Social Services	32,806	↑ 0.70%	1,147	↑ 2.96%	\$1,274	↑ 1.51%
Information	2,206	↑ 0.41%	139	↓ -2.80%	\$1,031	↑ 6.73%
Management of Companies and Enterprises*	4,135	↑ 0.02%	81	○ 0.00%	\$2,162	↑ 20.85%
Manufacturing	45,292	↓ -0.55%	538	○ 0.00%	\$1,335	↑ 4.46%
Mining*	687	↓ -18.51%	50	↓ -7.41%	\$2,136	↑ 8.15%
Other Services (Except Public Administration)	6,506	↑ 4.72%	843	↑ 2.80%	\$753	↑ 1.21%
Professional, Scientific, and Technical Services	7,774	↑ 1.50%	933	↑ 2.53%	\$1,493	↑ 5.96%
Public Administration	7,388	↑ 1.29%	203	↓ -19.44%	\$989	↑ 4.77%
Real Estate and Rental and Leasing	2,122	↑ 3.01%	390	↑ 1.04%	\$935	↑ 3.31%
Retail Trade	22,904	↑ 0.59%	1,483	↓ -0.80%	\$645	↑ 1.42%
Transportation & Warehousing	10,112	↓ -4.70%	430	↓ -3.15%	\$1,068	↑ 1.81%
Utilities*	1,021	↓ -24.43%	66	↓ -4.35%	\$2,072	↑ 3.60%
Wholesale Trade	8,176	↓ -0.33%	595	↑ 1.19%	\$1,459	↑ 5.95%

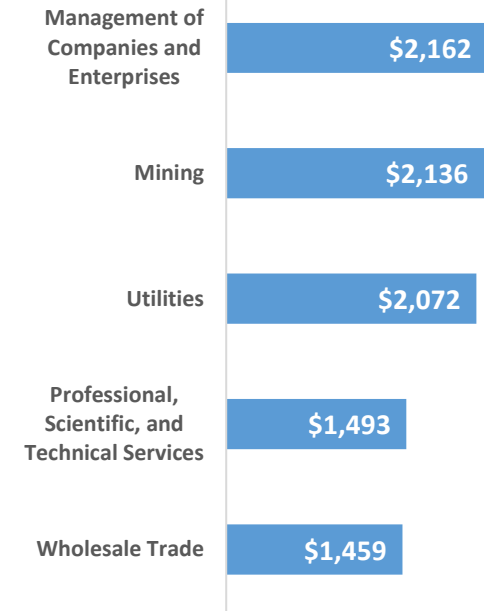
* These industries exclude county data (jobs and wages) that are not available due to non-disclosure requirements.

D = This item is not available due to non-disclosure requirements.

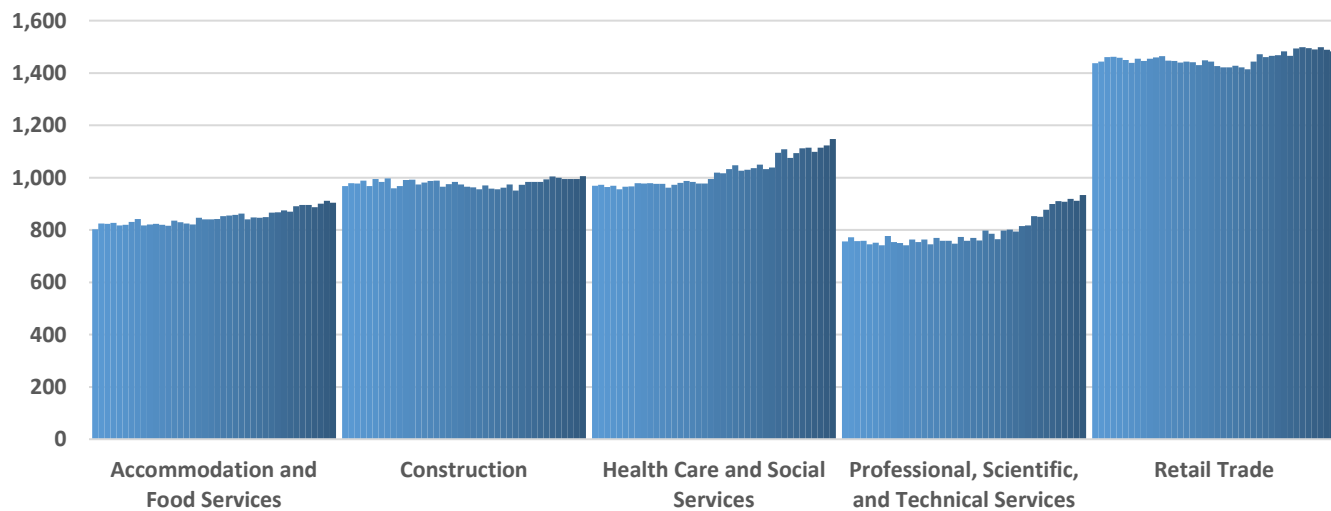
Top 5 Largest Industries by Jobs (past 10 years)



Top 5 Paying Industries by Average Weekly Wage



Top 5 Largest Industries by Establishments (past 10 years)



Source:

Quarterly Census of Employment and Wages, Indiana Dept. of Workforce Development

For more information, contact:

Kim Stevenson
 Labor Analyst Manager
 (812) 250-9349

kstevenson@dwd.in.gov

