

## INDUSTRY SECTOR SNAPSHOT

## Quarter 2 2020

### Economic Growth Region 11

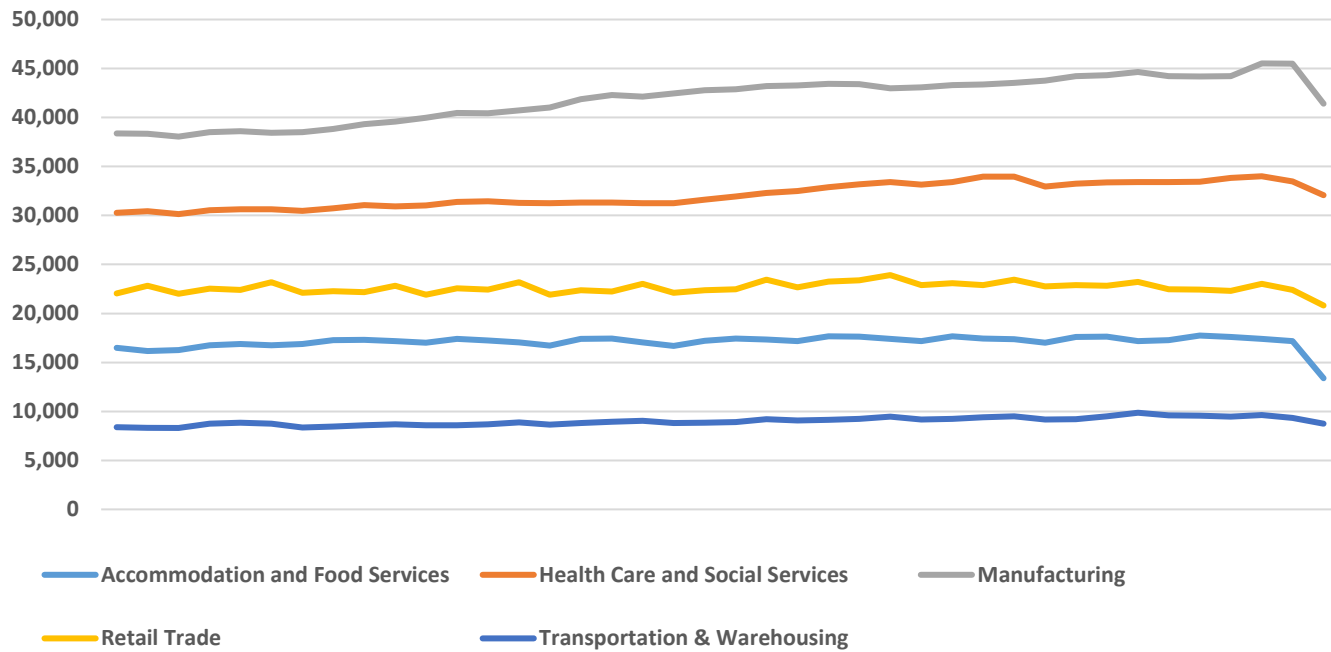
*Dubois, Gibson, Knox, Perry, Pike, Posey, Spencer, Vanderburgh and Warrick Counties*

Industry	Jobs	Previous Year	Establishments	Previous Year	Average Weekly Wage	Previous Year
<b>Total</b>	<b>195,954</b>	<b>↓ -9.98%</b>	<b>9,859</b>	<b>↓ -0.69%</b>	<b>\$895</b>	<b>↑ 0.67%</b>
Accommodation and Food Services	13,387	↓ -24.55%	843	↓ -1.17%	\$308	↑ 3.01%
Admin. & Support & Waste Mgt. & Rem. Services	8,331	↓ -28.06%	510	↑ 1.19%	\$613	↓ -4.37%
Agriculture, Forestry, Fishing and Hunting	1,565	↑ 2.15%	232	↑ 1.31%	\$733	↑ 2.95%
Arts, Entertainment, and Recreation*	1,412	↓ -45.23%	114	↓ -5.79%	\$442	↑ 18.18%
Construction*	10,432	↓ -9.14%	957	↓ -0.62%	\$1,046	↓ -0.57%
Educational Services*	12,012	↓ -11.24%	166	↑ 1.22%	\$735	↑ 9.38%
Finance and Insurance	4,374	↓ -1.91%	600	↑ 3.45%	\$1,289	↑ 10.93%
Health Care and Social Services	32,070	↓ -4.10%	1,031	↑ 1.48%	\$947	↑ 1.94%
Information*	2,154	↓ -7.20%	131	↑ 5.65%	\$943	↓ -13.49%
Management of Companies and Enterprises*	4,075	↓ -4.41%	85	○ 0.00%	\$1,620	↓ -24.19%
Manufacturing	41,419	↓ -6.28%	522	↓ -2.79%	\$1,099	↓ -7.34%
Mining*	1,337	↓ -35.29%	56	↓ -9.68%	\$1,429	↓ -3.32%
Other Services (Except Public Administration)	5,067	↓ -19.56%	760	↓ -4.76%	\$660	↑ 11.30%
Professional, Scientific, and Technical Services	6,733	↑ 5.73%	765	↓ -0.52%	\$1,134	↑ 1.89%
Public Administration	7,211	↓ -2.96%	249	↓ -0.40%	\$878	↑ 6.17%
Real Estate and Rental and Leasing*	1,808	↓ -16.02%	356	↓ -0.56%	\$751	↑ 8.21%
Retail Trade	20,811	↓ -7.29%	1,417	↓ -0.28%	\$564	↑ 5.82%
Transportation & Warehousing	8,744	↓ -8.48%	418	↓ -2.11%	\$875	↓ -6.62%
Utilities*	1,978	↑ 4.00%	64	↑ 1.59%	\$1,583	↑ 1.60%
Wholesale Trade	7,472	↓ -7.16%	583	↓ -3.32%	\$1,077	↑ 3.66%

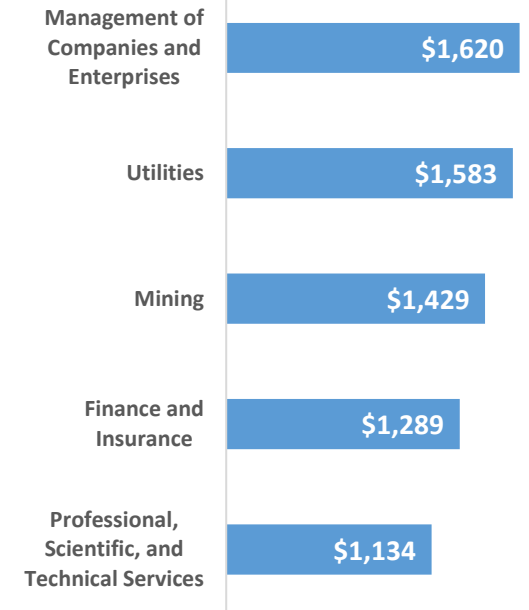
\* These industries exclude county data (jobs and wages) that are not available due to non-disclosure requirements.

D = This item is not available due to non-disclosure requirements.

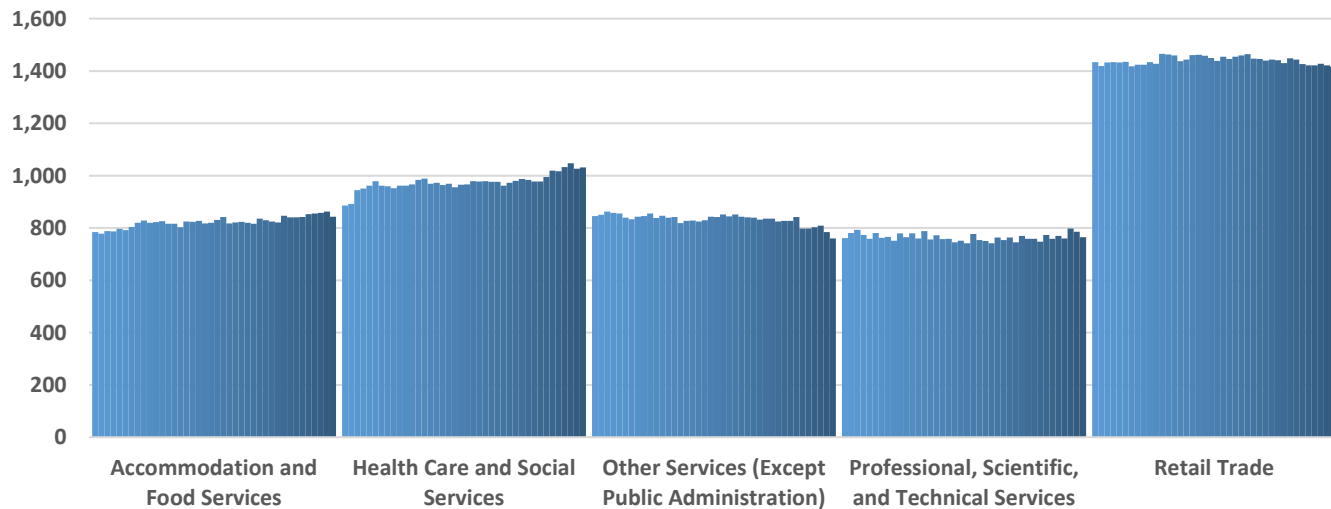
### Top 5 Largest Industries by Jobs (past 10 years)



### Top 5 Paying Industries by Average Weekly Wage



### Top 5 Largest Industries by Establishments (past 10 years)



Source:

*Quarterly Census of Employment and Wages, Indiana Dept. of Workforce Development*

For more information, contact:

**Kim Stevenson**

Regional Workforce Analyst

(812) 242-6427

[kstevenson@dwd.in.gov](mailto:kstevenson@dwd.in.gov)



INDIANA  
DEPARTMENT OF  
**WORKFORCE**  
DEVELOPMENT