

Economic Growth Region 11

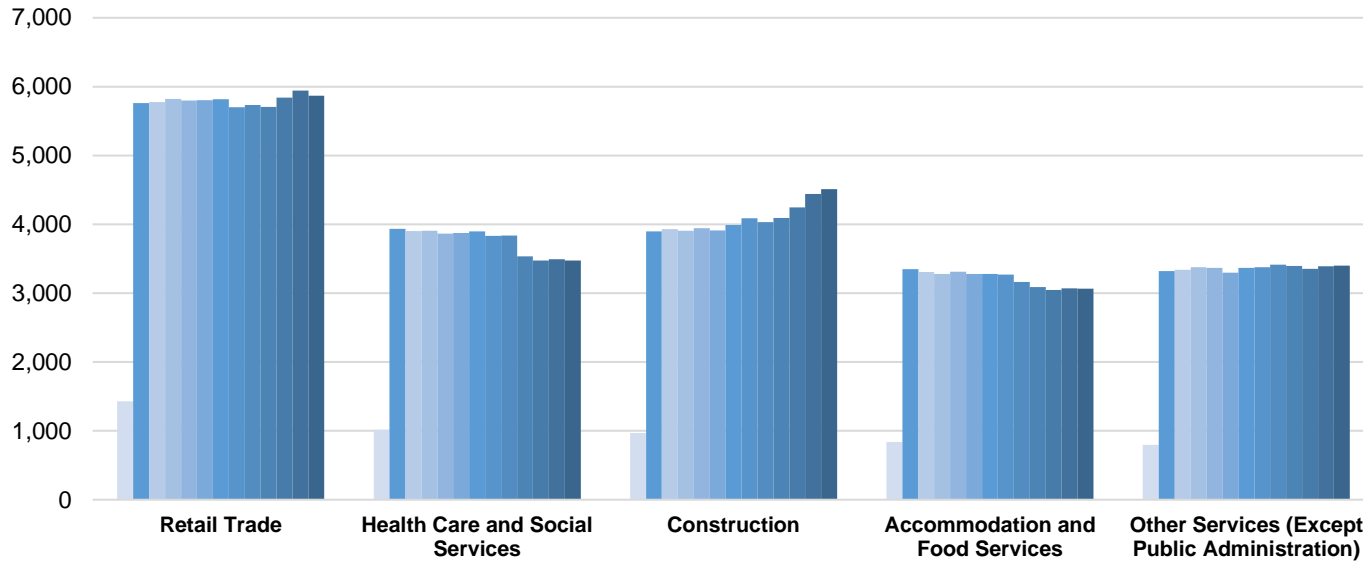
Dubois, Gibson, Knox, Perry, Pike, Posey, Spencer, Vanderburgh, and Warrick Counties

Industry	Jobs	Previous Year	Establishments	Previous Year	Average Weekly Wage	Previous Year
Total	216,347	↑ 2.38%	9,865	↑ 0.71%	\$922	↑ 6.84%
Accommodation and Food Services	17,263	↑ 0.58%	838	↑ 2.70%	\$286	↑ 2.88%
Admin. & Support & Waste Mgt. & Rem. Services	11,818	↑ 1.22%	484	↑ 3.86%	\$594	↑ 8.79%
Agriculture, Forestry, Fishing and Hunting	1,369	↓ -0.80%	224	↑ 3.70%	\$655	↓ -1.95%
Arts, Entertainment, and Recreation*	2,432	↑ 0.33%	118	↓ -4.07%	\$446	↑ 6.44%
Construction	11,200	↑ 11.88%	967	↓ -0.72%	\$975	↓ -1.61%
Educational Services*	13,978	↑ 0.74%	162	↓ -5.26%	\$705	↑ 0.57%
Finance and Insurance	4,496	↑ 9.47%	578	↑ 0.17%	\$1,286	↑ 9.17%
Health Care and Social Services	33,329	↑ 0.53%	1,016	↑ 5.72%	\$926	↑ 5.23%
Information	2,256	↓ -3.63%	124	↓ -1.59%	\$848	↑ 8.44%
Management of Companies and Enterprises*	4,323	↑ 32.85%	84	↑ 9.09%	\$3,486	↑ 71.81%
Manufacturing	44,152	↑ 2.50%	543	↓ -0.37%	\$1,139	↓ -4.29%
Mining*	1,916	↑ 40.26%	63	↓ -7.35%	\$1,541	↓ -5.29%
Other Services (Except Public Administration)	6,399	↑ 4.94%	795	↓ -5.24%	\$580	↑ 1.22%
Professional, Scientific, and Technical Services	6,562	↑ 6.18%	757	↑ 0.40%	\$1,174	↑ 11.17%
Public Administration	7,170	↑ 1.89%	248	↓ -2.75%	\$843	↑ 6.98%
Real Estate and Rental and Leasing*	2,131	↑ 11.80%	358	↑ 9.48%	\$677	↑ 5.78%
Retail Trade	22,485	↓ -1.80%	1,428	↓ -1.31%	\$524	↑ 3.15%
Transportation & Warehousing	9,555	↑ 3.99%	423	↑ 0.95%	\$868	↑ 6.50%
Utilities*	2,002	↓ -3.47%	61	↑ 5.17%	\$2,919	↑ 53.23%
Wholesale Trade	7,979	↑ 5.49%	594	↑ 3.13%	\$1,135	↑ 6.17%

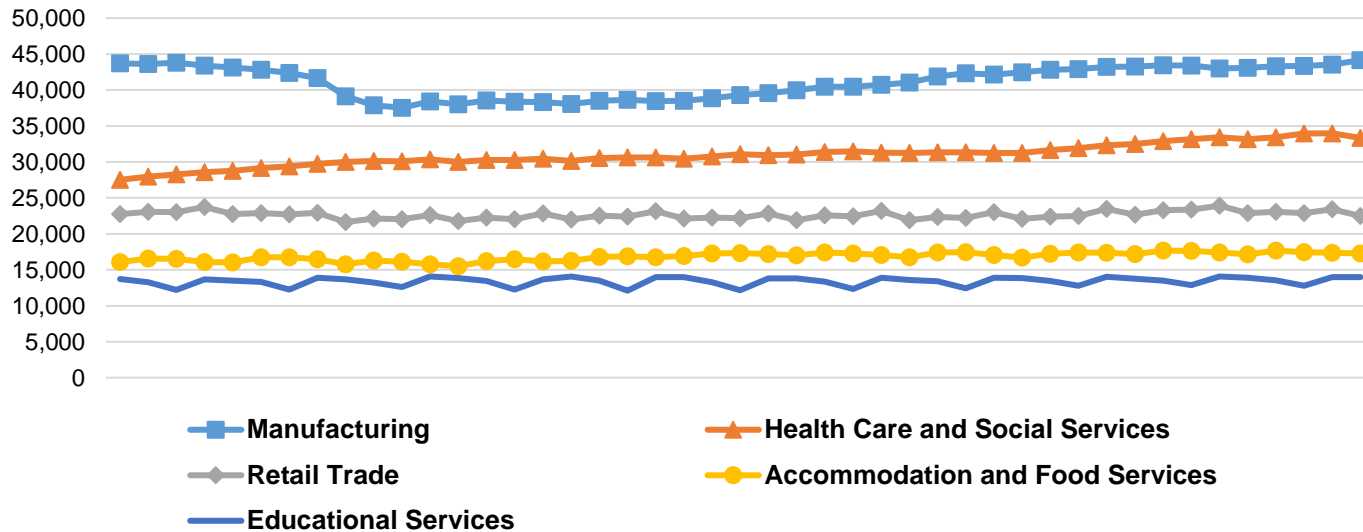
* These industries exclude county data (jobs and wages) that are not available due to non-disclosure requirements.

D = This item is not available due to non-disclosure requirements.

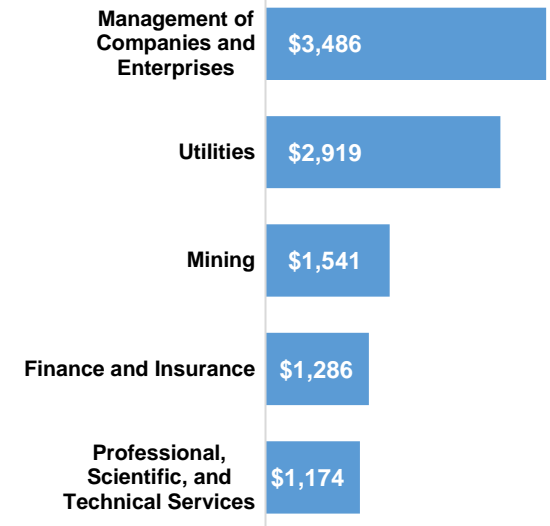
Historic Trend of Top 5 Largest Industries by Establishments 1Q 2007 - 1Q 2019



Historic Trend of Top 5 Largest Industries by Jobs 1Q 2007 - 1Q 2019



Top 5 Paying Industries by Average Weekly Wage 1Q 2019



Source:

Quarterly Census of Employment and Wages,
Indiana Dept. of Workforce Development

For more information, contact:

Kim Stevenson

Regional Workforce Analyst

(812) 242-6427

kstevenson@dwd.in.gov



INDIANA
DEPARTMENT OF
WORKFORCE
DEVELOPMENT