

INDUSTRY SECTOR SNAPSHOT

Quarter 2 2020

Economic Growth Region 10

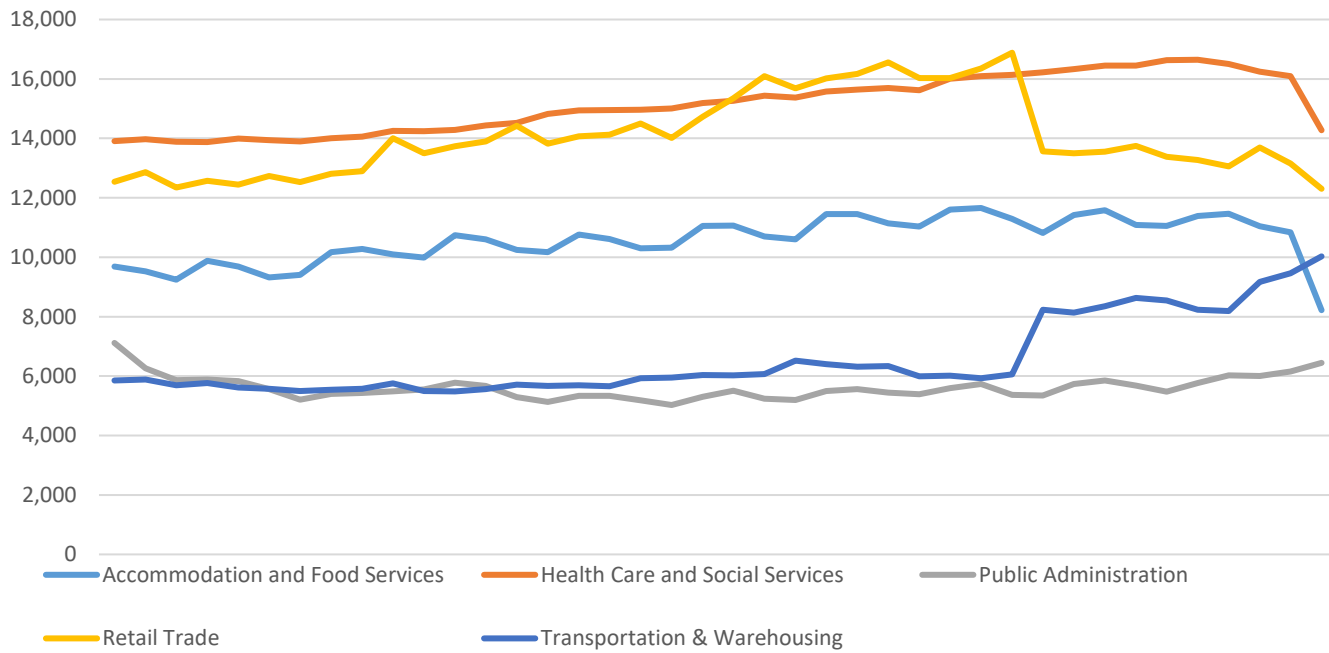
Clark, Crawford, Floyd, Harrison, Scott, and Washington Counties

Industry	Jobs	Previous Year	Establishments	Previous Year	Average Weekly Wage	Previous Year
Total	99,919	↓ -10.42%	5,864	↑ 2.30%	\$820	↑ 7.19%
Accommodation and Food Services	8,219	↓ -27.81%	493	↓ -3.33%	\$325	↑ 4.17%
Admin. & Support & Waste Mgt. & Rem. Services	4,151	↓ -11.51%	393	↑ 47.19%	\$882	↑ 18.55%
Agriculture, Forestry, Fishing and Hunting*	182	↓ -23.21%	58	↑ 3.57%	\$646	↑ 38.63%
Arts, Entertainment, and Recreation*	1,007	↑ 4.03%	72	↓ -7.69%	\$678	↑ 164.84%
Construction	5,119	↓ -6.69%	610	↓ -0.16%	\$994	↑ 4.30%
Educational Services*	6,985	↓ -6.49%	105	↓ -2.78%	\$750	↑ 8.23%
Finance and Insurance	3,332	↑ 0.15%	380	↓ -0.26%	\$1,116	↑ 3.62%
Health Care and Social Services	14,271	↓ -14.27%	633	↑ 2.76%	\$892	↑ 3.24%
Information*	565	↓ -28.12%	60	↓ -4.76%	\$881	↑ 14.56%
Management of Companies and Enterprises*	361	↓ -9.07%	29	↑ 3.57%	\$1,540	↑ 10.47%
Manufacturing*	16,628	↓ -18.83%	363	↑ 2.25%	\$917	↓ -1.71%
Mining*	179	↓ -10.05%	19	↑ 5.56%	\$1,212	↓ -2.57%
Other Services (Except Public Administration)	2,191	↓ -20.30%	384	↑ 1.59%	\$658	↑ 8.05%
Professional, Scientific, and Technical Services	2,751	↓ -7.56%	476	↓ -0.21%	\$1,009	↑ 6.77%
Public Administration	6,447	↑ 11.73%	155	↓ -0.64%	\$853	↑ 15.43%
Real Estate and Rental and Leasing*	928	↓ -9.02%	254	↑ 1.20%	\$800	↑ 10.04%
Retail Trade	12,303	↓ -7.32%	789	↑ 0.13%	\$577	↑ 10.11%
Transportation & Warehousing	10,028	↑ 21.83%	264	↑ 0.38%	\$950	↑ 3.71%
Utilities*	445	↑ 3.25%	35	○ 0.00%	\$1,477	↓ -3.15%
Wholesale Trade*	2,776	↑ 6.61%	292	↓ -0.34%	\$1,074	↑ 5.09%

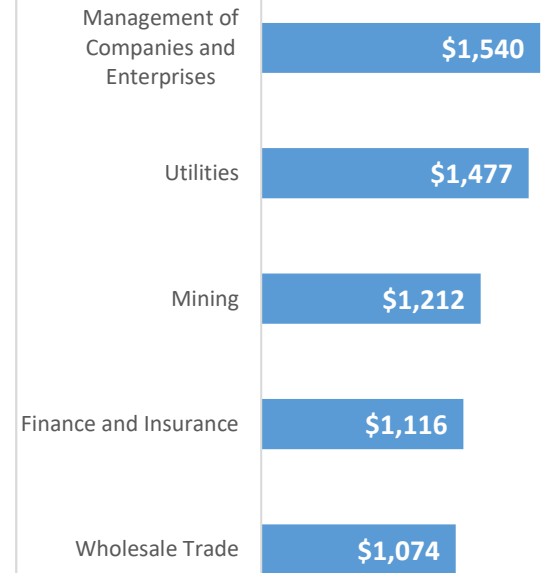
* These industries exclude county data (jobs and wages) that are not available due to non-disclosure requirements.

D = This item is not available due to non-disclosure requirements.

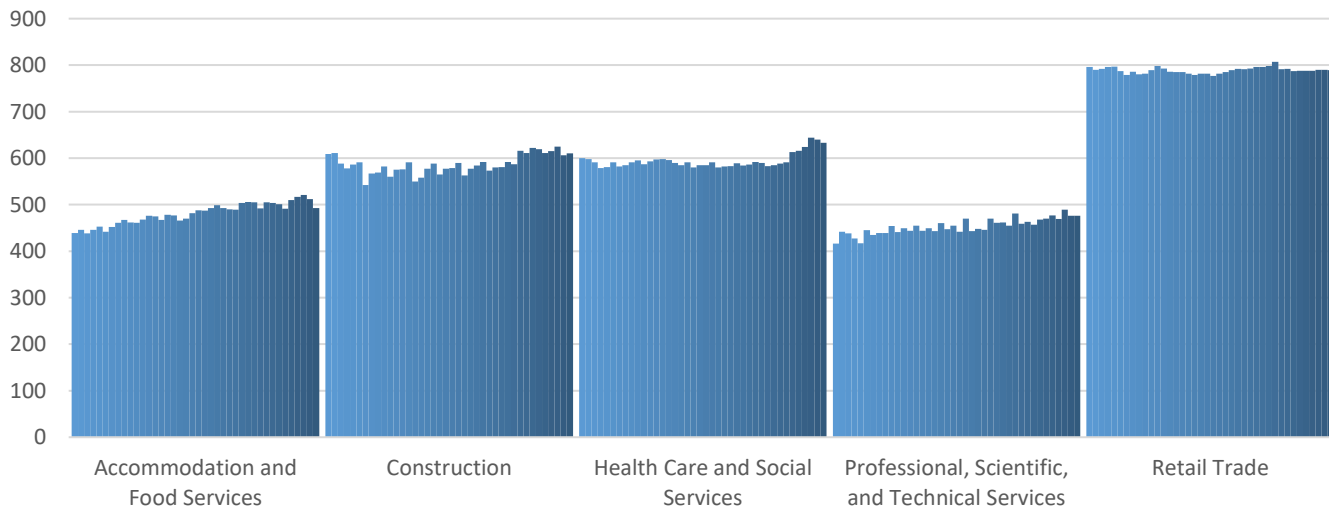
Top 5 Largest Industries by Jobs (past 10 years)



Top 5 Paying Industries by Average Weekly Wage



Top 5 Largest Industries by Establishments (past 10 years)



Source:

Quarterly Census of Employment and Wages,
Indiana Dept. of Workforce Development

For more information, contact:

Jillian A Gregory
Regional Workforce Analyst
812-537-2485
jgregory@dwd.in.gov



INDIANA
DEPARTMENT OF
WORKFORCE
DEVELOPMENT