

Economic Growth Region 10

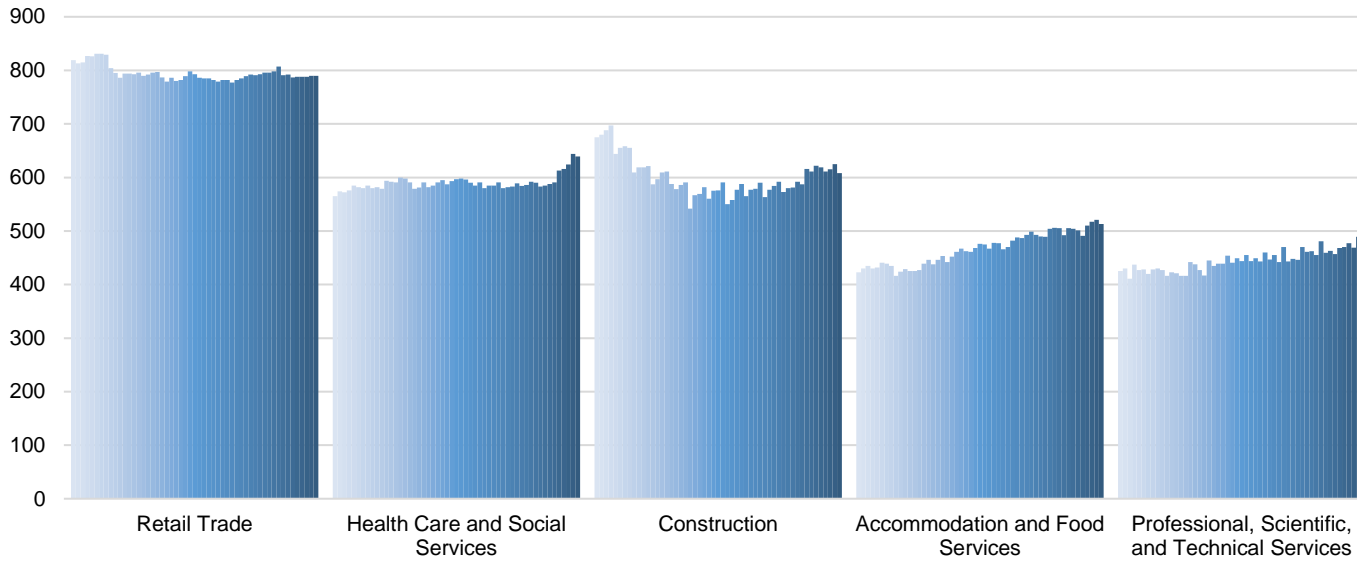
Clark, Crawford, Floyd, Harrison, Scott, and Washington Counties

Industry	Jobs	Previous Year	Establishments	Previous Year	Average Weekly Wage	Previous Year
Total	110,886	↑ 0.01%	5,897	↑ 3.64%	\$806	↑ 2.54%
Accommodation and Food Services	10,879	↓ -1.57%	513	↑ 4.48%	\$316	↑ 6.76%
Admin. & Support & Waste Mgt. & Rem. Services*	4,502	↓ -3.66%	383	↑ 45.08%	\$805	↑ 11.81%
Agriculture, Forestry, Fishing and Hunting*	172	↓ -18.10%	56	↓ -1.75%	\$601	↑ 25.73%
Arts, Entertainment, and Recreation*	674	↓ -4.94%	73	○ 0.00%	\$302	↑ 10.62%
Construction	4,956	↓ -1.16%	608	↓ -1.78%	\$877	↑ 1.50%
Educational Services*	7,720	↓ -1.22%	105	↓ -1.87%	\$799	↑ 1.65%
Finance and Insurance	3,393	↑ 3.29%	389	↑ 1.57%	\$1,308	↑ 11.22%
Health Care and Social Services	16,118	↓ -3.07%	639	↑ 4.24%	\$867	↑ 5.73%
Information*	655	↓ -16.24%	59	○ 0.00%	\$771	↑ 2.94%
Management of Companies and Enterprises*	391	↑ 5.39%	30	↑ 3.45%	\$1,613	↑ 23.89%
Manufacturing*	19,867	↓ -3.81%	359	↑ 1.70%	\$1,021	↓ -2.02%
Mining*	168	↓ -6.67%	18	○ 0.00%	\$1,201	↑ 13.09%
Other Services (Except Public Administration)	2,742	↓ -0.40%	400	↑ 5.54%	\$609	↑ 1.67%
Professional, Scientific, and Technical Services	3,066	↑ 0.76%	480	↑ 2.13%	\$969	↑ 6.48%
Public Administration	6,151	↑ 12.31%	154	↑ 0.65%	\$836	↑ 2.58%
Real Estate and Rental and Leasing*	1,030	↑ 1.68%	255	↑ 3.24%	\$782	↑ 8.61%
Retail Trade	13,149	↓ -1.73%	790	↑ 0.25%	\$524	↑ 3.35%
Transportation & Warehousing	9,439	↑ 10.49%	263	↓ -0.38%	\$855	↓ -5.00%
Utilities*	456	↑ 5.80%	35	↓ -2.78%	\$1,912	↑ 1.43%
Wholesale Trade*	2,761	↑ 10.93%	288	↑ 0.35%	\$1,064	↓ -0.47%

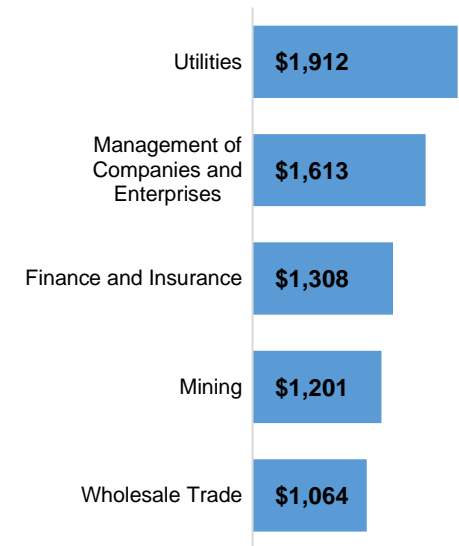
* These industries exclude county data (jobs and wages) that are not available due to non-disclosure requirements.

D = This item is not available due to non-disclosure requirements.

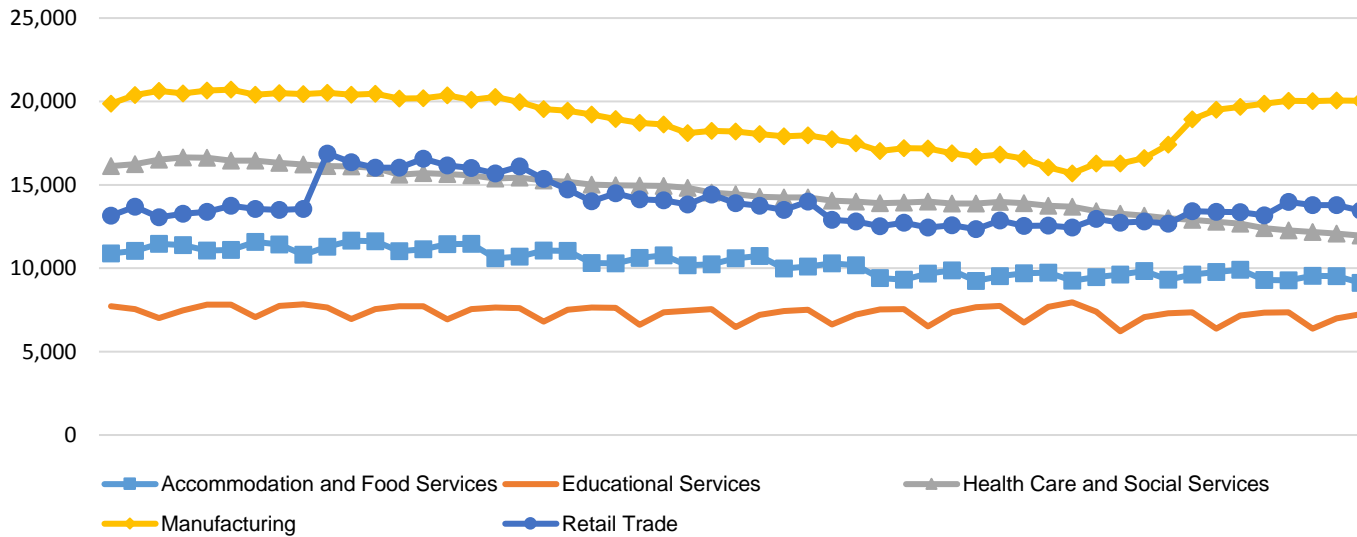
Historic Trend of Top 5 Largest Industries by Establishments
1Q 2007 - 1Q 2020



Top 5 Paying Industries by
Average Weekly Wage
1Q 2020



Historic Trend of Top 5 Largest Industries by Jobs
1Q 2007 - 1Q 2020



Source:

Quarterly Census of Employment and Wages,
Indiana Dept. of Workforce Development

For more information, contact:

Jillian Gregory
Regional Workforce Analyst
(812) 537-2485
igregory@dwd.in.gov



INDIANA
DEPARTMENT OF
WORKFORCE
DEVELOPMENT