



# HOOSIERS BY THE NUMBERS

Your premier source for labor market information for Indiana.



## INDUSTRY SECTOR SNAPSHOT

### Economic Growth Region 1

### Quarter 4 2023

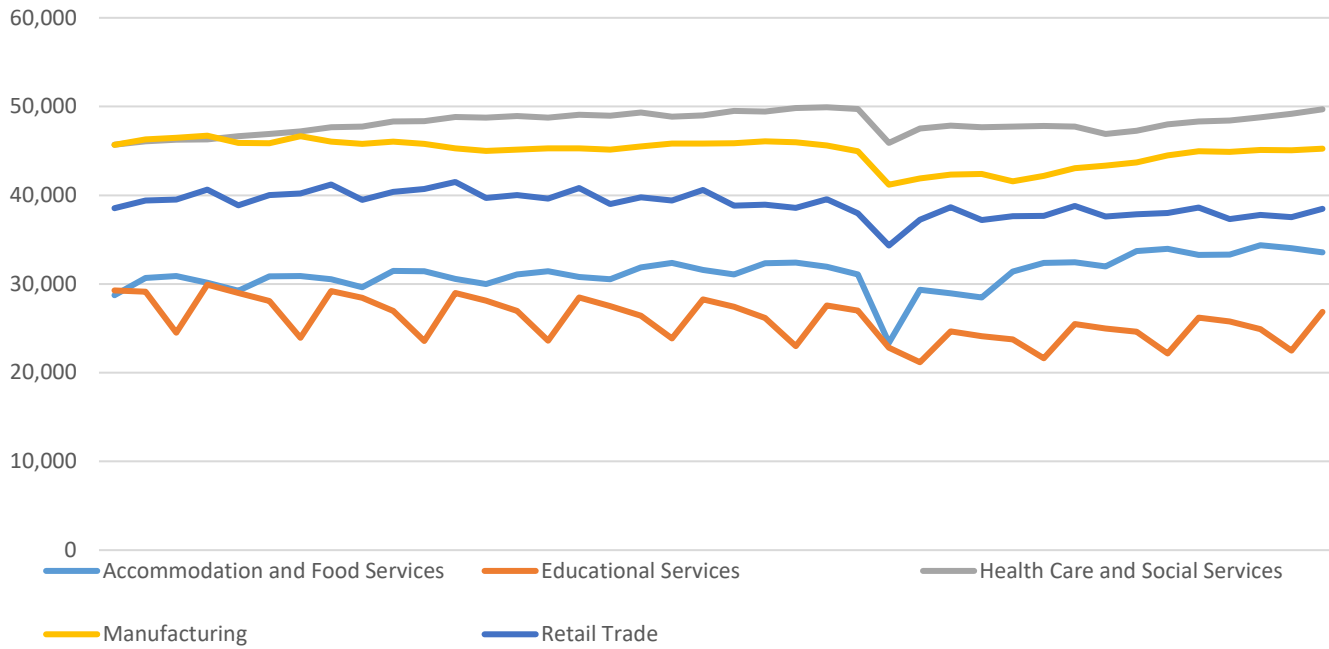
Jasper, Lake, LaPorte, Newton, Porter, Pulaski, and Starke Counties

Industry	Jobs	Previous Year	Establishments	Previous Year	Average Weekly Wage	Previous Year
<b>Total</b>	<b>321,615</b>	<b>↑ 1.75%</b>	<b>18,398</b>	<b>↑ 1.47%</b>	<b>\$1,135</b>	<b>↑ 3.18%</b>
Accommodation and Food Services	33,548	↑ 0.80%	1,711	↓ -0.58%	\$438	↑ 2.34%
Admin. & Support & Waste Mgt. & Rem. Services	14,430	↓ -8.91%	971	↑ 0.41%	\$921	↑ 6.23%
Agriculture, Forestry, Fishing and Hunting*	2,634	↑ 0.23%	198	↑ 2.59%	\$1,062	↓ -4.92%
Arts, Entertainment, and Recreation*	4,996	↑ 2.95%	226	↑ 0.44%	\$671	↓ -0.89%
Construction	19,992	↑ 0.24%	1,686	↑ 0.18%	\$1,729	↑ 6.53%
Educational Services*	26,874	↑ 2.61%	419	↑ 1.70%	\$873	↑ 5.43%
Finance and Insurance	7,183	↑ 3.16%	1,063	↑ 2.11%	\$1,428	↑ 6.81%
Health Care and Social Services	49,701	↑ 2.87%	1,947	↑ 2.85%	\$1,197	↑ 2.48%
Information	2,710	↑ 1.65%	213	↑ 5.45%	\$977	↓ -0.10%
Management of Companies and Enterprises*	2,897	↑ 4.32%	104	↑ 4.00%	\$1,910	↑ 5.00%
Manufacturing	45,262	↑ 0.68%	833	↑ 0.36%	\$1,797	↑ 1.99%
Mining*	D	D	15	↓ -6.25%	D	D
Other Services (Except Public Administration)	12,411	↑ 4.51%	1,555	↑ 1.70%	\$830	↑ 7.65%
Professional, Scientific, and Technical Services	12,389	↑ 16.21%	1,988	↑ 7.17%	\$1,370	↑ 1.63%
Public Administration	14,170	↑ 1.34%	188	↓ -16.81%	\$1,028	↑ 2.09%
Real Estate and Rental and Leasing*	3,210	↑ 1.81%	692	↑ 0.87%	\$1,100	↑ 4.46%
Retail Trade	38,457	↓ -0.37%	2,418	↓ -1.19%	\$681	↓ -0.15%
Transportation & Warehousing	16,271	↑ 7.50%	944	↓ -0.53%	\$1,164	↑ 0.52%
Utilities*	434	↓ -56.25%	87	↓ -2.25%	\$1,902	↓ -3.21%
Wholesale Trade	11,188	↑ 2.00%	1,140	↑ 6.74%	\$1,507	↑ 1.62%

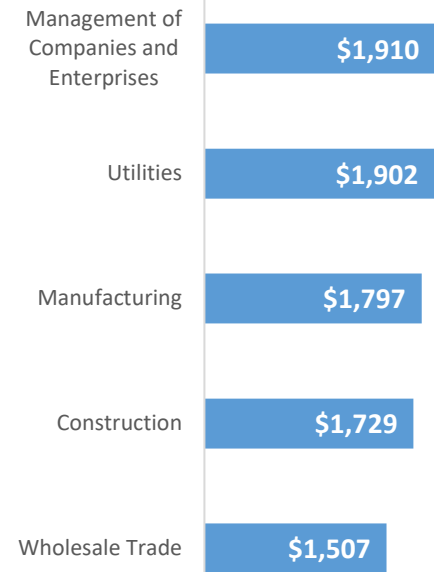
\* These industries exclude county data (jobs and wages) that are not available due to non-disclosure requirements.

D = This item is not available due to non-disclosure requirements.

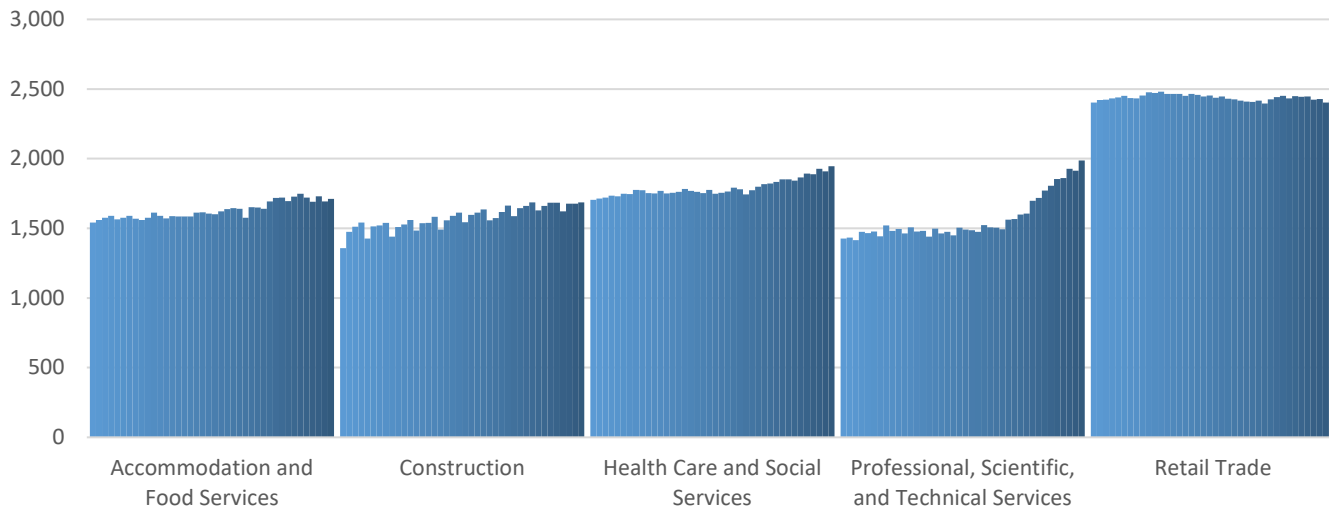
### Top 5 Largest Industries by Jobs (past 10 years)



### Top 5 Paying Industries by Average Weekly Wage



### Top 5 Largest Industries by Establishments (past 10 years)



Source:

*Quarterly Census of Employment and Wages, Indiana Dept. of Workforce Development*

For more information, contact:

**Kathy Jaworski**  
 Regional Workforce Analyst  
 (219) 841-6347  
[kjaworski@dwd.in.gov](mailto:kjaworski@dwd.in.gov)

