

Economic Growth Region 1

Jasper, Lake, LaPorte, Newton, Porter, Pulaski, and Starke Counties

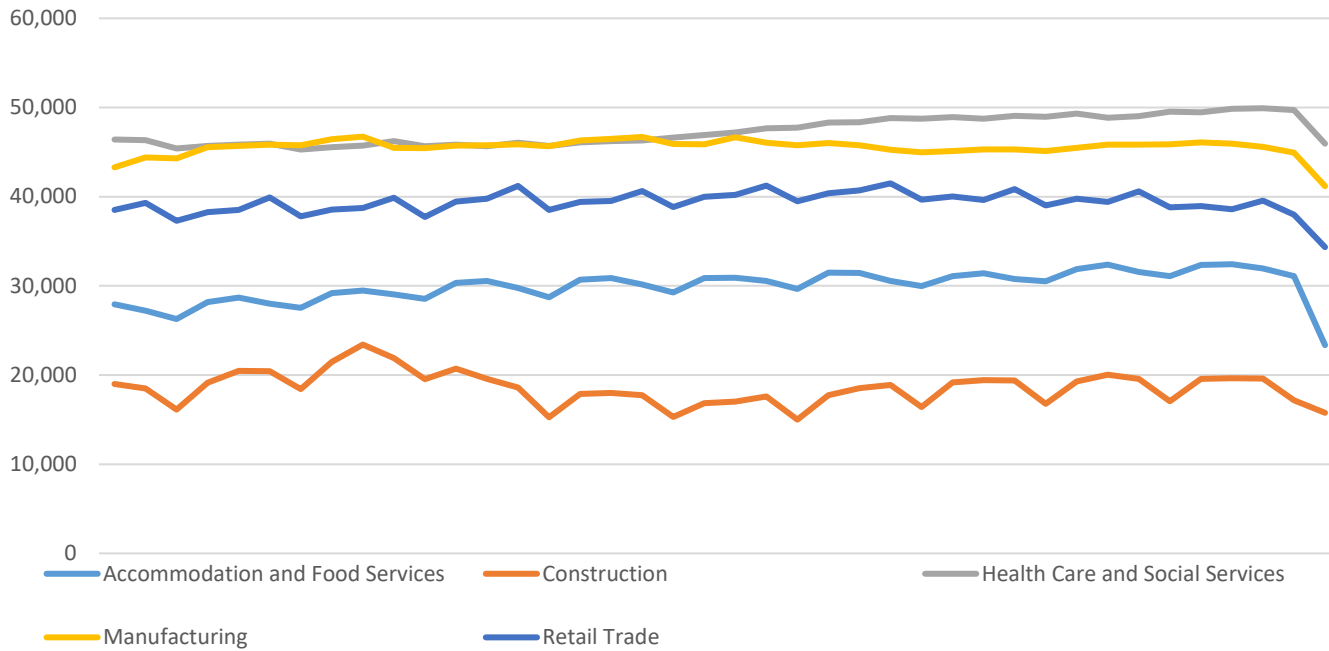
Industry	Jobs	Previous Year	Establishments	Previous Year	Average Weekly Wage	Previous Year
Total	276,807	↓ -12.48%	16,867	↓ -0.07%	\$907	↑ 4.13%
Accommodation and Food Services	23,354	↓ -27.79%	1,582	↓ -2.47%	\$319	↑ 4.25%
Admin. & Support & Waste Mgt. & Rem. Services	13,380	↓ -16.96%	983	↑ 21.21%	\$654	↑ 3.32%
Agriculture, Forestry, Fishing and Hunting*	2,244	↓ -0.97%	182	↑ 5.81%	\$874	↑ 11.05%
Arts, Entertainment, and Recreation*	4,061	↓ -48.24%	207	↓ -7.17%	\$433	↓ -13.57%
Construction	15,748	↓ -19.47%	1,582	↓ -0.88%	\$1,245	↓ -5.75%
Educational Services*	22,826	↓ -12.79%	371	↓ -3.89%	\$773	↑ 12.52%
Finance and Insurance	6,684	↓ -1.34%	1,012	↑ 0.80%	\$1,209	↑ 12.78%
Health Care and Social Services	45,940	↓ -7.09%	1,750	↓ -0.34%	\$967	↑ 3.09%
Information	2,645	↓ -5.80%	179	↓ -2.72%	\$862	↑ 10.65%
Management of Companies and Enterprises*	2,425	● 0.00%	86	● 0.00%	\$1,443	↓ -11.09%
Manufacturing	41,184	↓ -10.63%	783	↓ -4.63%	\$1,331	↓ -3.48%
Mining*	21	● 0.00%	20	↓ -9.09%	\$1,020	↑ 12.21%
Other Services (Except Public Administration)	9,293	↓ -17.12%	1,482	↓ -2.88%	\$618	↑ 6.00%
Professional, Scientific, and Technical Services	8,261	↓ -2.42%	1,504	↑ 1.21%	\$1,075	↑ 4.37%
Public Administration	14,232	↓ -7.12%	243	↑ 2.10%	\$904	↑ 6.48%
Real Estate and Rental and Leasing*	2,947	↓ -12.27%	633	↑ 1.77%	\$824	↑ 11.20%
Retail Trade	34,340	↓ -11.82%	2,417	↓ -1.19%	\$571	↑ 8.56%
Transportation & Warehousing	13,832	↑ 3.70%	845	↓ -0.82%	\$1,025	↑ 1.69%
Utilities*	734	↑ 258.05%	57	↑ 11.76%	\$1,676	↓ -3.51%
Wholesale Trade	9,469	↓ -5.53%	949	↓ -2.57%	\$1,168	↓ -0.26%

* These industries exclude county data (jobs and wages) that are not available due to non-disclosure requirements.

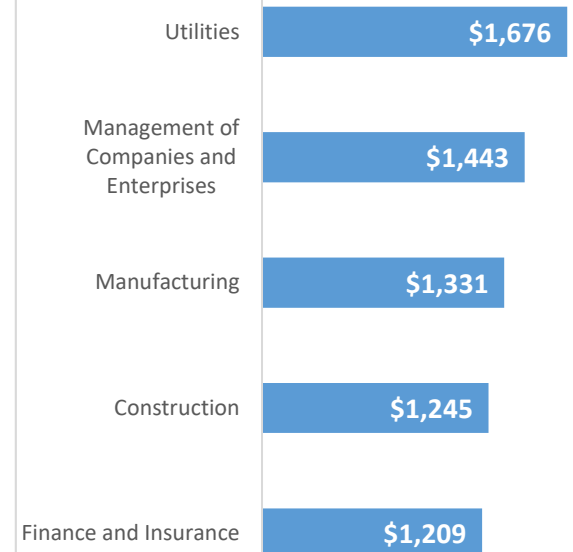
D = This item is not available due to non-disclosure requirements.

Indiana Department of Workforce Development

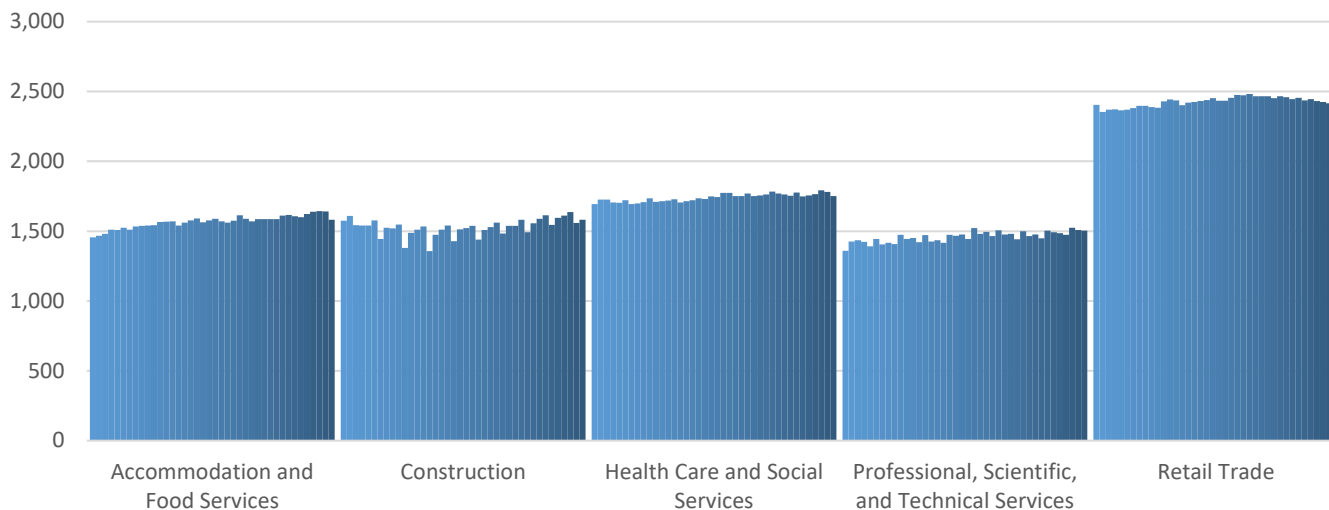
Top 5 Largest Industries by Jobs (past 10 years)



Top 5 Paying Industries by Average Weekly Wage



Top 5 Largest Industries by Establishments (past 10 years)



Source:

Quarterly Census of Employment and Wages, Indiana Dept. of Workforce Development

For more information, contact:

Kathy Jaworski
Regional Workforce Analyst
(219) 841-6347
kjaworski@dwd.in.gov



INDIANA
DEPARTMENT OF
WORKFORCE
DEVELOPMENT