



HOOSIERS BY THE NUMBERS

Your premier source for labor market information for Indiana.



INDUSTRY SECTOR SNAPSHOT

Quarter 1 2019

Economic Growth Region 1

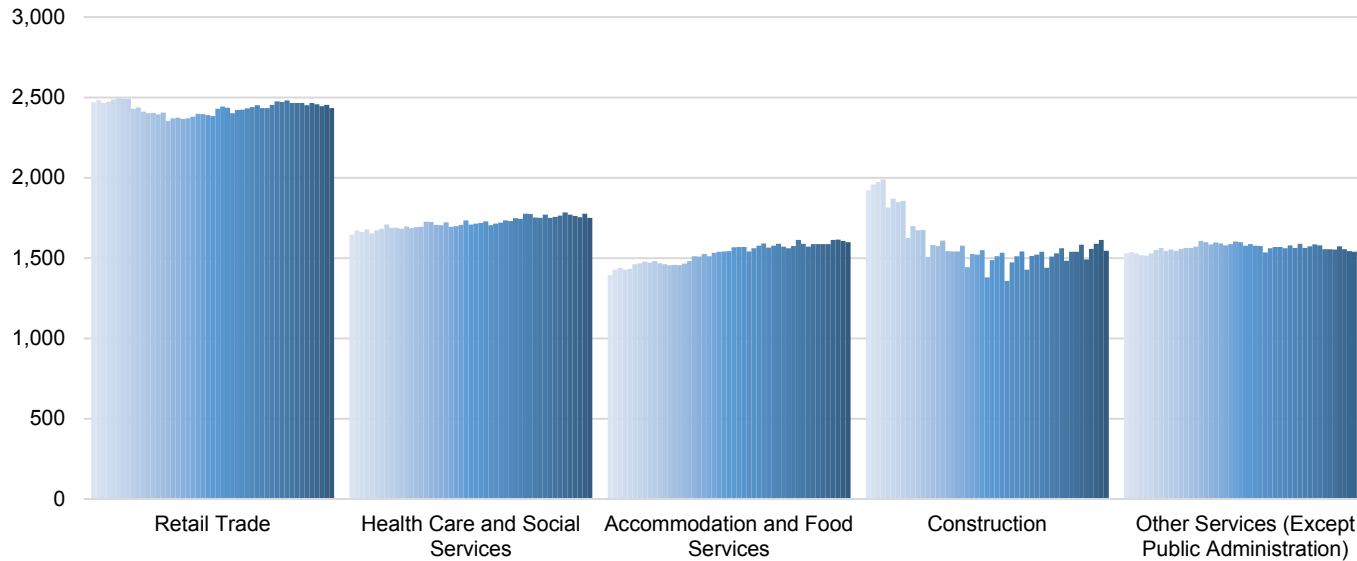
Jasper, Lake, LaPorte, Newton, Porter, Pulaski, and Starke Counties

Industry	Jobs	Previous Year	Establishments	Previous Year	Average Weekly Wage	Previous Year
Total	310,591	↑ 1.19%	16,655	↑ 0.80%	\$894	↑ 2.05%
Accommodation and Food Services	31,086	↑ 1.82%	1,598	↑ 0.76%	\$292	↑ 1.39%
Admin. & Support & Waste Mgt. & Rem. Services	14,816	↑ 3.51%	762	↑ 3.25%	\$611	↑ 2.86%
Agriculture, Forestry, Fishing and Hunting	2,058	↑ 6.47%	168	↑ 3.70%	\$875	↑ 1.98%
Arts, Entertainment, and Recreation*	7,178	↓ -0.32%	217	↑ 4.33%	\$619	↑ 5.09%
Construction	17,079	↑ 1.84%	1,544	↑ 3.49%	\$1,258	↑ 3.71%
Educational Services*	27,453	↓ -0.22%	363	↓ -0.27%	\$693	↓ -0.43%
Finance and Insurance	6,811	↑ 2.71%	1,008	↑ 2.86%	\$1,196	↓ -5.23%
Health Care and Social Services	49,638	↑ 1.38%	1,750	↓ -1.07%	\$910	↑ 2.59%
Information	2,789	↓ -2.99%	174	↑ 6.75%	\$790	↑ 1.02%
Management of Companies and Enterprises*	2,415	↓ -0.94%	87	↓ -4.40%	\$1,954	↓ -11.22%
Manufacturing	45,898	↑ 1.69%	813	↑ 2.65%	\$1,541	↑ 5.26%
Mining*	16	↓ -85.45%	22	↑ 4.76%	\$777	↓ -42.87%
Other Services (Except Public Administration)	11,172	↑ 2.98%	1,522	↓ -2.12%	\$564	↑ 1.26%
Professional, Scientific, and Technical Services	8,648	↑ 1.65%	1,489	↑ 1.71%	\$1,000	↑ 2.04%
Public Administration	14,465	↓ -2.18%	239	↑ 1.70%	\$848	↑ 5.08%
Real Estate and Rental and Leasing	3,234	↑ 4.42%	607	↑ 4.12%	\$755	↑ 1.48%
Retail Trade	38,826	↓ -0.49%	2,433	↓ -1.34%	\$517	↑ 1.37%
Transportation & Warehousing	13,146	↑ 4.41%	836	↑ 1.83%	\$954	↓ -1.14%
Utilities*	199	↑ 6.99%	51	○ 0.00%	\$2,040	↓ -11.38%
Wholesale Trade	10,069	↑ 1.83%	972	↓ -0.82%	\$1,216	↑ 2.01%

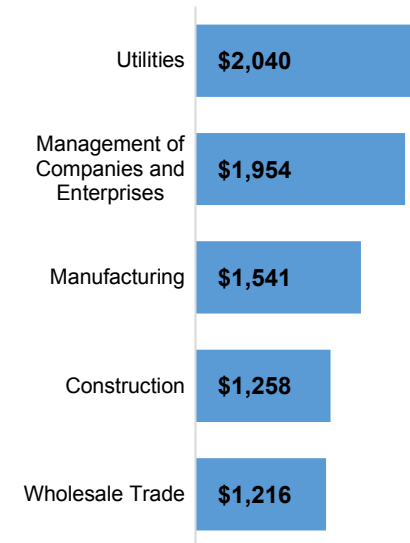
* These industries exclude county data (jobs and wages) that are not available due to non-disclosure requirements.

D = This item is not available due to non-disclosure requirements.

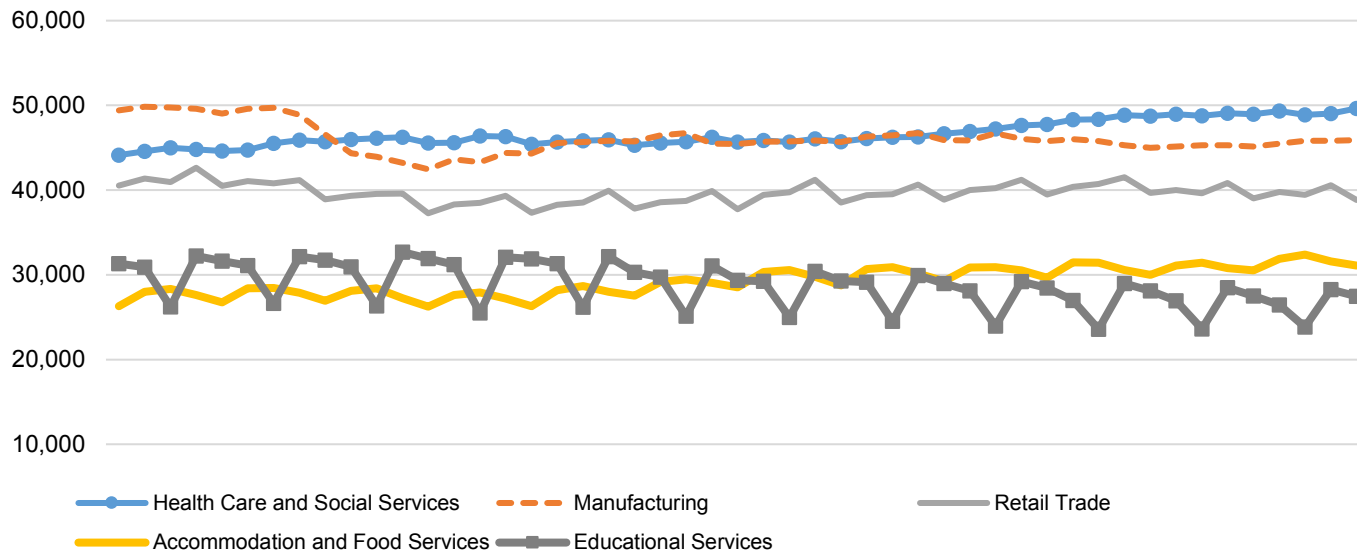
Historic Trend of Top 5 Largest Industries by Establishments
1Q 2007 - 1Q 2019



Top 5 Paying Industries by
Average Weekly Wage
1Q 2019



Historic Trend of Top 5 Largest Industries by Jobs
1Q 2007 - 1Q 2019



Source:

*Quarterly Census of Employment and Wages,
Indiana Dept. of Workforce Development*

For more information, contact:

Kathy Jaworski

Regional Workforce Analyst

(219)-841-6347

kjaworski@dwd.in.gov



INDIANA
DEPARTMENT OF
WORKFORCE
DEVELOPMENT